








Fuseless motor starter Direct start 600VAC Size S2 22-32A 220/240VAC 50/60HZ screw connection For screw mounting Or 35 mm rail-mounting Type of coordination 2 IQ = 100 KA Also full fills type Of coordination 1 1NO+1NC (MSP) 1NO+1NC (contactor)

product brand name	SIRIUS
product designation	non-fused motor starter 3RA2
design of the product	direct starter
manufacturer's article number	
<ul style="list-style-type: none"> of the supplied contactor of the supplied circuit-breakers of the supplied link module 	3RT2035-1AP60 3RV2031-4EA15 3RA2931-1AA00
General technical data	
size of the circuit-breaker	S2
size of load feeder	S2
product extension auxiliary switch	Yes
insulation voltage with degree of pollution 3 at AC rated value	690 V
degree of pollution	3
surge voltage resistance rated value	6 kV
shock resistance according to IEC 60068-2-27	6g / 11 ms
mechanical service life (operating cycles) of contactor typical	10 000 000
type of assignment	2
Weight	2.91 kg
Ambient conditions	
ambient temperature	
<ul style="list-style-type: none"> during operation during storage during transport 	-20 ... +60 °C -50 ... +80 °C -55 ... +80 °C
Main circuit	
number of poles for main current circuit	3
design of the switching contact	electromechanical
adjustable current response value current of the current-dependent overload release	22 ... 32 A
operating voltage	
<ul style="list-style-type: none"> rated value at AC-3 rated value maximum 	690 V 690 V
operating frequency rated value	50 ... 60 Hz
operational current at AC-3 at 400 V rated value	29 A
operating power at AC-3	
<ul style="list-style-type: none"> at 400 V rated value 	15 000 W
Control circuit/ Control	
control supply voltage at AC	
<ul style="list-style-type: none"> at 50 Hz rated value at 50 Hz rated value at 60 Hz rated value at 60 Hz rated value 	220 V 176 ... 242 V 240 V 192 ... 264 V
apparent holding power of magnet coil at AC	16 VA
inductive power factor with the holding power of the coil	0.37
Auxiliary circuit	
number of NC contacts for auxiliary contacts	2
number of NO contacts for auxiliary contacts	2
Protective and monitoring functions	
trip class	CLASS 10
design of the overload release	thermal (bimetallic)
response value current of instantaneous short-circuit trip unit	416 A

UL/CSA ratings		
full-load current (FLA) for 3-phase AC motor		
• at 480 V rated value	32 A	
• at 600 V rated value	32 A	
yielded mechanical performance [hp]		
• for single-phase AC motor		
— at 230 V rated value	5 hp	
• for 3-phase AC motor		
— at 200/208 V rated value	10 hp	
— at 220/230 V rated value	10 hp	
— at 460/480 V rated value	25 hp	
— at 575/600 V rated value	30 hp	
Short-circuit protection		
product function short circuit protection	Yes	
design of the short-circuit trip	magnetic	
conditional short-circuit current (I_q)		
• at 400 V according to IEC 60947-4-1 rated value	100 000 A	
Installation/ mounting/ dimensions		
mounting position	vertical	
fastening method	Snap-mounted to DIN rail or screw-mounted with additional push-in lug	
height	274 mm	
width	55 mm	
depth	150 mm	
required spacing		
• for grounded parts		
— forwards	0 mm	
— backwards	0 mm	
— upwards	50 mm	
— at the side	10 mm	
— downwards	10 mm	
• for live parts		
— forwards	0 mm	
— backwards	0 mm	
— upwards	50 mm	
— downwards	10 mm	
— at the side	10 mm	
Connections/ Terminals		
type of electrical connection for main current circuit	screw-type terminals	
type of connectable conductor cross-sections for main contacts stranded	1 ... 35 mm ² , 2x (1 ... 16 mm ²)	
connectable conductor cross-section for main contacts finely stranded with core end processing	1 ... 25 mm ²	
Safety related data		
proportion of dangerous failures with high demand rate according to SN 31920	73 %	
B10 value with high demand rate according to SN 31920	1 000 000	
Electrical Safety		
protection class IP on the front according to IEC 60529	IP20	
touch protection on the front according to IEC 60529	finger-safe, for vertical contact from the front	
Approvals Certificates		
General Product Approval	For use in hazardous locations	Test Certificates
 EG-Konf.		 UL
	 ATEX	Special Test Certificate
Test Certificates	Marine / Shipping	

[Type Test Certificates/Test Report](#)



Marine / Shipping	other	Railway	Dangerous goods	Environment	
 RINA	 RMRS	Confirmation	Special Test Certificate	Transport Information	Environmental Confirmations

Further information

Information on the packaging

<https://support.industry.siemens.com/cs/ww/en/view/109813875>

Information- and Downloadcenter (Catalogs, Brochures,...)

<https://www.siemens.com/ic10>

Industry Mall (Online ordering system)

<https://mall.industry.siemens.com/mall/en/en/Catalog/product?mlfb=3RA2135-4EA35-0AP6>

Cax online generator

<http://support.automation.siemens.com/WW/CAXorder/default.aspx?lang=en&mlfb=3RA2135-4EA35-0AP6>

Service&Support (Manuals, Certificates, Characteristics, FAQs,...)

<https://support.industry.siemens.com/cs/ww/en/ps/3RA2135-4EA35-0AP6>

Image database (product images, 2D dimension drawings, 3D models, device circuit diagrams, EPLAN macros, ...)

http://www.automation.siemens.com/bilddb/cax_de.aspx?mlfb=3RA2135-4EA35-0AP6&lang=en

Characteristic: Tripping characteristics, I²t, Let-through current

<https://support.industry.siemens.com/cs/ww/en/ps/3RA2135-4EA35-0AP6/char>

Further characteristics (e.g. electrical endurance, switching frequency)

<http://www.automation.siemens.com/bilddb/index.aspx?view=Search&mlfb=3RA2135-4EA35-0AP6&objecttype=14&gridview=view1>

last modified:

12/15/2020 