



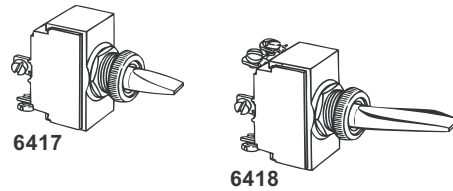
# Specialty Switches

## RACO®

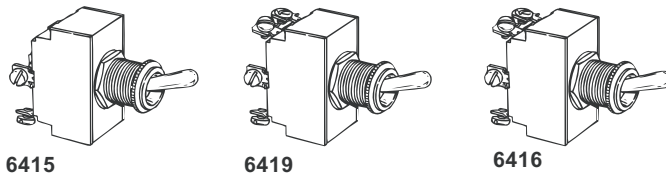
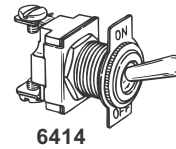
RACO® Specialty Switches are available in a variety of styles and configurations and their compact design makes them ideal for applications where space is limited.



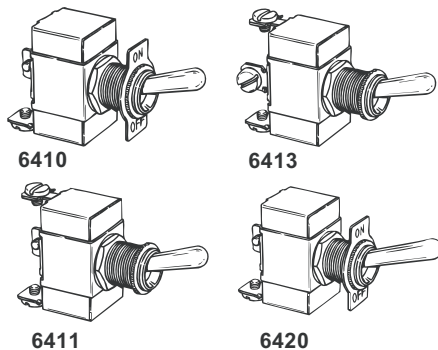
EXTRA HEAVY-DUTY BAT HANDLE TOGGLE SWITCH		
CATALOGUE NUMBER	DESCRIPTION	ELECTRICAL RATINGS
6417	SPST, on-off Screw terminals Nonmetallic	10 amp, 250VAC 20 amp, 125VAC
6418	DPDT, on-off-on Screw terminals Nonmetallic	10 amp, 250VAC 20 amp, 125VAC



EXTRA HEAVY-DUTY BAT HANDLE TOGGLE SWITCH		
CATALOGUE NUMBER	DESCRIPTION	ELECTRICAL RATINGS
6414	SPST, on-off Screw terminals	15 amp, 120VAC 10 amp, 240VAC

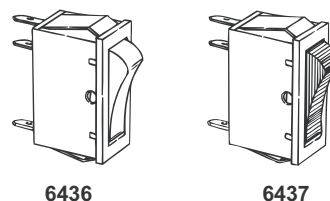


EXTRA HEAVY-DUTY BAT HANDLE TOGGLE SWITCH		
CATALOGUE NUMBER	DESCRIPTION	ELECTRICAL RATINGS
6415	DPST, on-off Screw terminals	20 amp, 125VAC 10 amp, 250VAC 1-1/2 HP, 125V/250VAC
6419	DPDT, on-on Screw terminals	20 amp, 125VAC 10 amp, 250VAC 1-1/2 HP, 125V/250VAC
6416	DPDT, on-off-on Screw terminals	10 amp, 250VAC 20 amp, 125VAC 1-1/2 HP, 125V/250VAC



HEAVY-DUTY BAT HANDLE TOGGLE SWITCH		
CATALOGUE NUMBER	DESCRIPTION	ELECTRICAL RATINGS
6410	SPST, on-off Screw terminals	10 amp, 250VAC 20 amp, 125VAC 3/4 HP, 125V/250VAC
6413	SPST, on-on Screw terminals	10 amp, 250VAC 20 amp, 125VAC 3/4 HP, 125V/250VAC
6411	SPDT, on-off-on Screw terminals	10 amp, 250VAC 20 amp, 125VAC 3/4 HP, 125V/250VAC
6420	SPST, on-off Screw terminals	10 amp, 250VAC 20 amp, 125VAC 3/4 HP, 125V/250VAC

SNAP-IN ROCKER SWITCHES FOR RANGE HOOD AND APPLIANCES		
CATALOGUE NUMBER	DESCRIPTION	ELECTRICAL RATINGS
6436	Rocker SPST, on-off Opening 17/32" x 1-1/8"	6 amp, 125VAC 12 amp, 250VAC 3/4 HP, 125-250VAC
6437	Lighted rocker SPST, on-off Opening 17/32" x 1-1/8"	6 amp, 125VAC 3 amp, 250VAC 3/4 HP, 125-250VAC

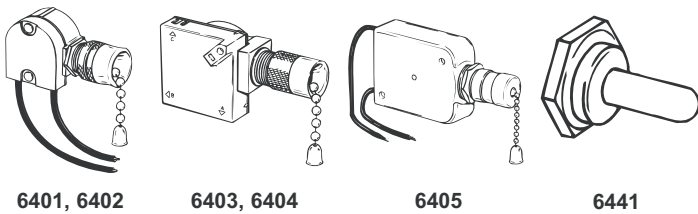


PULL-CHAIN SWITCHES – FOR LAMPS AND CEILING FIXTURES		
CATALOGUE NUMBER	DESCRIPTION	ELECTRICAL RATINGS
6401	SPST on-off 6" leads, brass	6 amp, 125VAC 3 amp, 250VAC 3 amp, 125V L
6402	SPST on-off 6" leads, nickel	6 amp, 125VAC 3 amp, 250VAC 3 amp, 125V L

VARIABLE-SPEED PULL-CHAIN SWITCHES - FOR CEILING FANS		
CATALOGUE NUMBER	DESCRIPTION	ELECTRICAL RATINGS
6403	2-speed, off-on-on Stab connections Brass	6 amp, 125VAC 3 amp, 250VAC 6 amp, 125V L
6404	3-speed, off-on-on-on Stab connections Brass	6 amp, 125VAC 3 amp, 250VAC 6 amp, 125V L

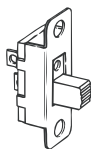
ALL-ANGLE PULL-CHAIN - FOR CEILING FIXTURES		
CATALOGUE NUMBER	DESCRIPTION	ELECTRICAL RATINGS
6405	All angle, on-off 3" leads, SPST	6 amp, 125VAC 3 amp, 250VAC

TOGGLE BOOT		
CATALOGUE NUMBER	DESCRIPTION	ELECTRICAL RATINGS
6441	Rubber cover and nut for toggle switch	-




6401, 6402      6403, 6404      6405      6441

MAINTAINED CONTACT SLIDE SWITCH - FOR LAMPS AND APPLIANCES		
CATALOGUE NUMBER	DESCRIPTION	ELECTRICAL RATINGS
6431	Slide SPST, on-off Opening 9/16" x 7/8"	3 amp, 250VAC 6 amp, 125VAC



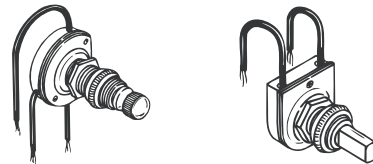
6431

ROTARY CANOPY SWITCH - FOR LAMPS AND APPLIANCES		
CATALOGUE NUMBER	DESCRIPTION	ELECTRICAL RATINGS
6445	Rotary, canopy SPST off-on-on-on Plastic knob	2 amp, 250VAC 4 amp, 250VAC 1 amp, 125VAC
6446	Rotary, canopy SPST on-off 6" leads, plastic knob	1 amp, 250VAC 3 amp, 120VAC 1 amp, 125VAC
6447	Rotary, canopy SPST on-off 6" leads, brass knob	1 amp, 250VAC 3 amp, 120VAC 1 amp, 125VAC
6448	Rotary, canopy 2-circuit, off-on-on-on 6" leads, brass knob	1 amp, 250V 3 amp, 125VACL



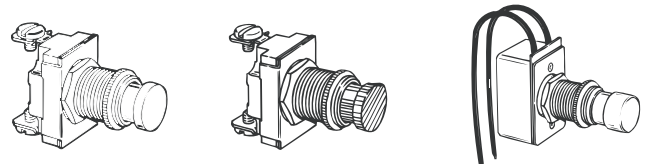
6445      6446      6447

MAINTAINED CONTACT PUSH-BUTTON CANOPY SWITCH - FOR LAMPS AND APPLIANCES		
CATALOGUE NUMBER	DESCRIPTION	ELECTRICAL RATINGS
6424	Push, canopy SPST on-off 6" leads, brass	1 amp, 250VAC 2 amp, 125VACL 3 amp, 120VAC
6425	Push, canopy SPST on-off 6" leads, nickel	1 amp, 250VAC 2 amp, 125VACL 3 amp, 120VAC



6424, 6425

MOMENTARY CONTACT PUSH-BUTTON SWITCHES - FOR BELLS AND BUZZERS		
CATALOGUE NUMBER	DESCRIPTION	ELECTRICAL RATINGS
6426	Momentary contact SPST, off-on Normally off, black, Screw terminals	3 amp, 240VAC 6 amp, 120VAC
6428	Momentary contact SPST, off-on Normally on, red, Screw terminals	1.5 amp, 277VAC 3 amp, 120VAC
6427	Push button SPST, off-on 6" leads	10 amp, 250VAC 8 amp, 125VAC 4 amp, 250V 1/3 HP, 125VAC



6426      6428      6427

