





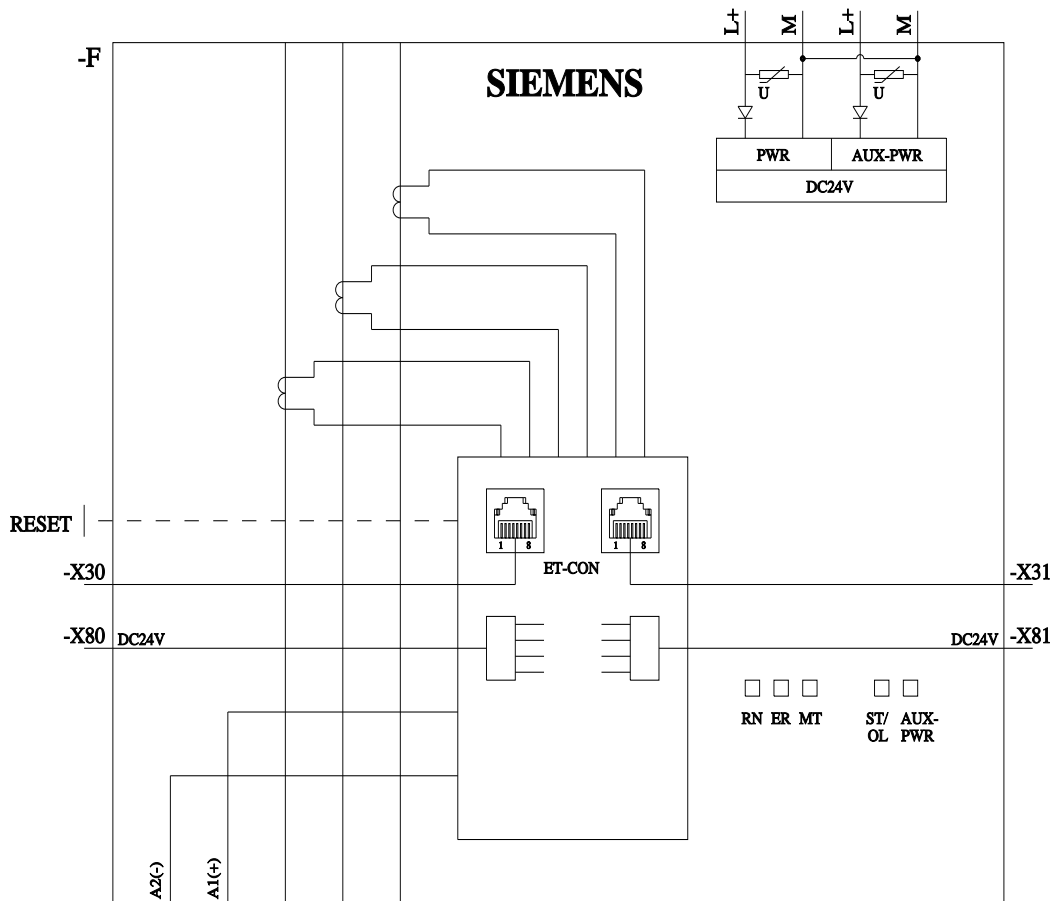
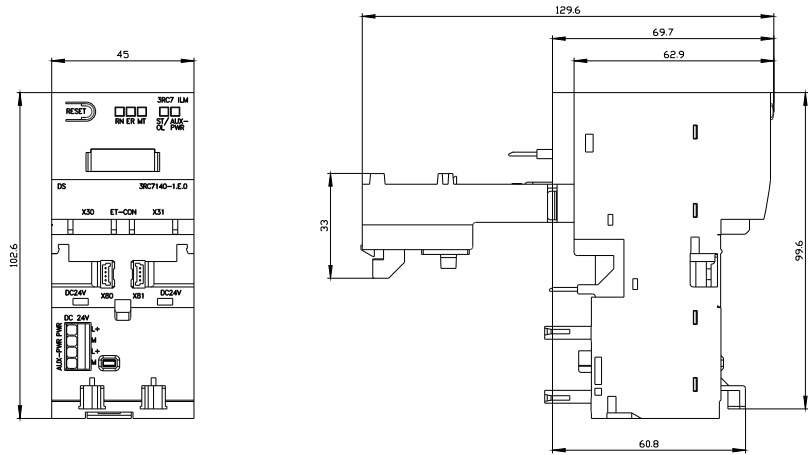


intelligent link module direct starter high feature 1.2-12 A up to 690 V AC frame size S00 for 3RV2.1 and 3RT2.1 for ET 200SP system

product brand name	SIRIUS
product designation	Intelligent link module
design of the product	High Feature direct starter
product type designation	3RC7
General technical data	
number of monitored phases	3
suitability for use	
• direct starter	Yes
• reversing starter	No
product function external reset	Yes
product component RESET button	Yes
design of the overcurrent release	electronic
type of current for monitoring	AC
size of the circuit-breaker	S00
size of contactor can be combined company-specific	S00
product function	
• remote firmware update	Yes
• for power supply reverse polarity protection	Yes
insulation voltage	
• rated value	690 V
• for overvoltage category III according to IEC 60664 with degree of pollution 2 rated value	690 V
degree of pollution	2
overvoltage category	3
surge voltage resistance rated value	6 kV
shock resistance according to IEC 60068-2-27	6g / 11,0 ms (3 shocks); 10g / 6,0 ms (1000 shocks)
vibration resistance	5-8,4 Hz, 3,5 mm; 8,4-150 Hz, 1 g; 10 cycles / 10-60 Hz, 0,35 mm; 60-500 Hz, 5 g; 10 cycles
operating frequency maximum	3 600 1/h
mechanical service life (operating cycles) typical	10 000 000
reference code according to IEC 81346-2	F
continuous current rated value	12 A
Substance Prohibitance (Date)	06/21/2024
SVHC substance name	Lead - 7439-92-1 Lead monoxide (lead oxide) - 1317-36-8 Silicic acid, lead salt - 11120-22-2 2,2',6,6'-tetrabromo-4,4'-isopropylidenediphenol - 79-94-7
Weight	0.255 kg
Ambient conditions	
installation altitude at height above sea level maximum	2 000 m
ambient temperature	
• during operation	-20 ... +60 °C

<ul style="list-style-type: none"> during storage 	-40 ... +80 °C
<ul style="list-style-type: none"> during transport 	-40 ... +80 °C
environmental category during operation according to IEC 60721	3C3 (without salt spray)
relative humidity during operation	10 ... 95 %
Main circuit	
number of poles for main current circuit	3
adjustable current response value current of the current-dependent overload release	1.2 ... 12 A
type of the motor protection	solid-state
type of voltage for main current circuit	AC
operating voltage	
<ul style="list-style-type: none"> rated value 	690 V
<ul style="list-style-type: none"> at AC-3 rated value maximum 	690 V
<ul style="list-style-type: none"> at AC-3e rated value maximum 	690 V
operating frequency rated value	50 ... 60 Hz
operational current rated value	12 A
Auxiliary circuit	
auxiliary voltage at DC rated value	24 V
auxiliary voltage at AC rated value	20.4 ... 28.8 V
inrush current peak for auxiliary voltage at DC at 24 V	2.5 A
duration of inrush current peak for auxiliary voltage at DC at 24 V	1 ms
power loss [W] at the auxiliary voltage in holding operation at DC at 24 V	0.9 W
Protective and monitoring functions	
type of protection function of the overcurrent release	electronic
product function	
<ul style="list-style-type: none"> ground fault detection 	No
<ul style="list-style-type: none"> phase failure detection 	Yes
<ul style="list-style-type: none"> phase sequence recognition 	Yes
<ul style="list-style-type: none"> overcurrent detection 1 phase 	Yes
<ul style="list-style-type: none"> undercurrent detection 3 phases 	Yes
<ul style="list-style-type: none"> undercurrent monitoring 	Yes
<ul style="list-style-type: none"> overcurrent and undercurrent monitoring 	Yes
<ul style="list-style-type: none"> undercurrent detection 1 phase 	Yes
<ul style="list-style-type: none"> overcurrent detection 3 phase 	Yes
<ul style="list-style-type: none"> overload protection 	Yes
<ul style="list-style-type: none"> overload warning 	Yes
<ul style="list-style-type: none"> active current monitoring 	No
<ul style="list-style-type: none"> operating hours counter 	Yes
trip class	CLASS 10E / CLASS 20E
design of the overload release	electronic
UL/CSA ratings	
operating voltage	
<ul style="list-style-type: none"> according to UL 60947 rated value 	600 V
<ul style="list-style-type: none"> at AC at 60 Hz according to CSA and UL rated value 	600 V
Installation/ mounting/ dimensions	
mounting position	horizontal
fastening method	clip-on
height	103 mm
width	45 mm
depth	130 mm
Connections/ Terminals	
type of electrical connection for supply voltage line-side	spring-loaded terminals (push-in)
type of connectable conductor cross-sections at the inputs for supply voltage	
<ul style="list-style-type: none"> solid 	0.2 ... 1.5 mm ²
<ul style="list-style-type: none"> finely stranded without core end processing 	0.2 ... 1.5 mm ²
<ul style="list-style-type: none"> finely stranded with core end processing 	0.2 ... 1.0 mm ²
type of connectable conductor cross-sections at the inputs for supply voltage for AWG cables solid	24 ... 16

Electrical Safety			
touch protection on the front according to IEC 60529	finger-safe		
Communication/ Protocol			
product function bus communication	Yes		
address space memory of address range			
• of the inputs	16 byte		
• of the outputs	2 byte		
type of electrical connection of the communication interface	RJ45		
Electromagnetic compatibility			
EMC emitted interference according to IEC 60947-1	environment A		
EMC immunity according to IEC 60947-1	environment A		
conducted interference			
• due to burst according to IEC 61000-4-4	2 kV		
• due to conductor-earth surge according to IEC 61000-4-5	2 kV		
• due to conductor-conductor surge according to IEC 61000-4-5	1 kV		
• due to high-frequency radiation according to IEC 61000-4-6	10 V		
field-based interference according to IEC 61000-4-3	10 V/m		
electrostatic discharge according to IEC 61000-4-2	6 kV contact discharge / 8 kV air discharge		
conducted HF interference emissions according to CISPR11	Class A for industrial environment		
field-bound HF interference emission according to CISPR11	Class A for industrial environment		
Supply voltage			
type of voltage of the supply voltage	DC		
supply voltage 1 at DC rated value			
• minimum permissible	19.2 V		
• maximum permissible	28.8 V		
auxiliary voltage at DC rated value	20.4 ... 28.8 V		
supply voltage at DC rated value	24 V		
inrush current peak with supply voltage at DC at 24 V	1.25 A		
duration of inrush current peak with supply voltage at DC at 24 V	5 ms		
power loss [W] at supply voltage at DC at 24 V	0.5 W		
Approvals Certificates			
General Product Approval	EMV	Test Certificates	other
 EG-Konf.		 UL	 RCM
		Type Test Certificates/Test Report	Confirmation
Further information			
Information on the packaging https://support.industry.siemens.com/cs/ww/en/view/109813875			
Information- and Downloadcenter (Catalogs, Brochures,...) https://www.siemens.com/ic10			
Industry Mall (Online ordering system) https://mall.industry.siemens.com/mall/en/en/Catalog/product?mlfb=3RC7140-1KE10			
Cax online generator http://support.automation.siemens.com/WW/CAXorder/default.aspx?lang=en&mlfb=3RC7140-1KE10			
Service&Support (Manuals, Certificates, Characteristics, FAQs,...) https://support.industry.siemens.com/cs/ww/en/ps/3RC7140-1KE10			
Image database (product images, 2D dimension drawings, 3D models, device circuit diagrams, EPLAN macros, ...) http://www.automation.siemens.com/bilddb/cax_de.aspx?mlfb=3RC7140-1KE10&lang=en			
Characteristic: Tripping characteristics, I ² t, Let-through current https://support.industry.siemens.com/cs/ww/en/ps/3RC7140-1KE10/char			
Further characteristics (e.g. electrical endurance, switching frequency) http://www.automation.siemens.com/bilddb/index.aspx?view=Search&mlfb=3RC7140-1KE10&objecttype=14&gridview=view1			



last modified:

2/20/2025