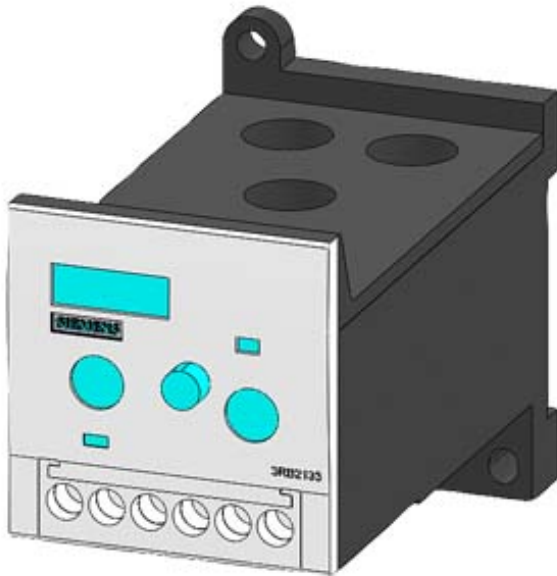


OVERLOAD RELAY 6...25 A FOR MOTOR PROTECTION SIZE S2,
 CLASS 5...30 STAND-ALONE INSTALLATION MAIN CIRCUIT:
 THROUGH TRANSF. AUX. CIRCUIT: SCREW CONNECTION
 MANUAL-AUTOMATIC-RESET INT. EARTH FAULT DETECTION



product brandname	SIRIUS
Product designation	solid-state overload relay

General technical data	
Size of contactor can be combined company-specific	S2
Power loss [W] total typical	0.05 W
Insulation voltage	
• with degree of pollution 3 rated value	690 V
Surge voltage resistance rated value	6 kV
Protection class IP	
• on the front	IP20
Shock resistance	15g / 11 ms
Type of protection	PTB 06 ATEX 3001 Ex II (2) GD
Equipment marking acc. to DIN EN 81346-2	F

Ambient conditions	
Installation altitude at height above sea level maximum	2 000 m
Ambient temperature	
• during operation	-25 ... +60 °C
• during storage	-40 ... +80 °C

• during transport	-40 ... +80 °C
Relative humidity during operation	100 %
Main circuit	
Number of poles for main current circuit	3
Adjustable pick-up value current of the current-dependent overload release	6 ... 25 A
Operating voltage	
• at AC-3 rated value maximum	690 V
Auxiliary circuit	
Number of NC contacts	
• for auxiliary contacts	1
Number of NO contacts	
• for auxiliary contacts	1
Number of CO contacts	
• for auxiliary contacts	0
Operating current of auxiliary contacts at AC-15	
• at 24 V	4 A
• at 110 V	4 A
• at 120 V	4 A
• at 125 V	4 A
• at 230 V	3 A
Operating current of auxiliary contacts at DC-13	
• at 24 V	2 A
• at 60 V	0.55 A
• at 110 V	0.3 A
• at 125 V	0.3 A
• at 220 V	0.11 A
Protective and monitoring functions	
Trip class	CLASS 5E, 10E, 20E and 30E adjustable
Short-circuit protection	
Design of the fuse link	
• for short-circuit protection of the auxiliary switch required	fuse gL/gG: 6 A
Installation/ mounting/ dimensions	
Mounting position	any
Mounting type	stand-alone installation
Height	92 mm
Width	55 mm
Depth	109 mm
Required spacing	
• with side-by-side mounting	

— forwards	0 mm
— Backwards	0 mm
— upwards	0 mm
— downwards	0 mm
— at the side	0 mm
• for grounded parts	
— forwards	0 mm
— Backwards	0 mm
— upwards	0 mm
— at the side	6 mm
— downwards	0 mm
• for live parts	
— forwards	0 mm
— Backwards	0 mm
— upwards	0 mm
— downwards	0 mm
— at the side	6 mm

Connections/Terminals

Product function	
• removable terminal for auxiliary and control circuit	Yes
Type of electrical connection	
• for main current circuit	straight-through transformers
• for auxiliary and control current circuit	screw-type terminals
Type of connectable conductor cross-sections	
• for auxiliary contacts	
— solid	0.5 ... 4 mm ² , 2x (0.5 ... 2.5 mm ²)
— finely stranded with core end processing	0.5 ... 2.5 mm ² , 2x (0.5 ... 1.5 mm ²)
• at AWG conductors for auxiliary contacts	2x (20 ... 14)

Electromagnetic compatibility

Field-bound parasitic coupling acc. to IEC 61000-4-3	10 V/m
Electrostatic discharge acc. to IEC 61000-4-2	6 kV contact discharge / 8 kV air discharge

Certificates/approvals

General Product Approval	EMC	For use in hazardous locations
--------------------------	-----	--------------------------------



Declaration of Conformity	Test Certificates	Shipping Approval
---------------------------	-------------------	-------------------



[spezielle Prüfbescheinigungen](#)

[Typprüfbescheinigung/Werkszeugnis](#)



Shipping Approval	other
-------------------	-------



[sonstig](#)

[Umweltbestätigung](#)

[Bestätigungen](#)

Further information

Information- and Downloadcenter (Catalogs, Brochures,...)

<http://www.siemens.com/industrial-controls/catalogs>

Industry Mall (Online ordering system)

<https://mall.industry.siemens.com/mall/en/en/Catalog/product?mlfb=3RB2133-4QW1>

Cax online generator

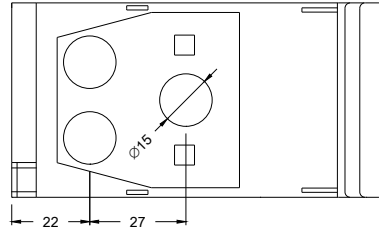
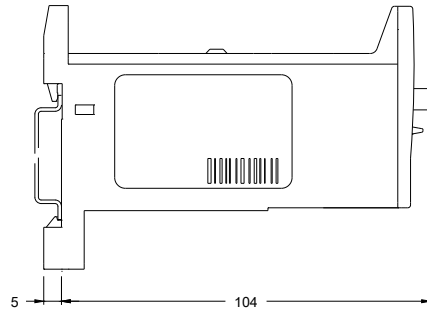
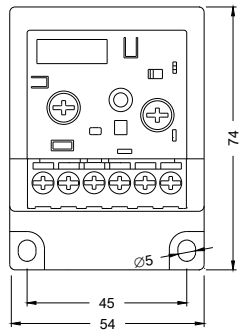
<http://support.automation.siemens.com/WW/CAXorder/default.aspx?lang=en&mlfb=3RB2133-4QW1>

Service&Support (Manuals, Certificates, Characteristics, FAQs,...)

<https://support.industry.siemens.com/cs/ww/en/ps/3RB2133-4QW1>

Image database (product images, 2D dimension drawings, 3D models, device circuit diagrams, EPLAN macros, ...)

http://www.automation.siemens.com/bilddb/cax_de.aspx?mlfb=3RB2133-4QW1&lang=en



last modified:

12/13/2016