

Power contactor, AC-3 7 A, 3 kW / 400 V 1 NC, 24 V AC, 50 / 60 Hz
3-pole, size S00 screw terminal



Figure similar

Product brand name	SIRIUS
Product designation	power contactor
General technical data	
Size of contactor	S00
Degree of pollution	3
Protection class IP	
• on the front	IP20
• of the terminal	IP20
Mechanical service life (switching cycles)	
• of contactor typical	30 000 000
• of the contactor with added electronics-compatible auxiliary switch block typical	5 000 000
• of the contactor with added auxiliary switch block typical	10 000 000
Ambient conditions	
Installation altitude at height above sea level	
• maximum	2 000 m

Ambient temperature	
<ul style="list-style-type: none"> during operation 	-25 ... +60 °C
Main circuit	
Number of poles for main current circuit	3
Number of NO contacts for main contacts	3
Number of NC contacts for main contacts	0
Operating current	
<ul style="list-style-type: none"> at AC-1 at 400 V <ul style="list-style-type: none"> — at ambient temperature 40 °C rated value 	18 A
<ul style="list-style-type: none"> at AC-1 <ul style="list-style-type: none"> — up to 690 V at ambient temperature 40 °C rated value — up to 690 V at ambient temperature 60 °C rated value 	18 A 16 A
<ul style="list-style-type: none"> at AC-3 <ul style="list-style-type: none"> — at 400 V rated value 	7 A
<ul style="list-style-type: none"> at AC-4 at 400 V rated value 	6.5 A
Operating current	
<ul style="list-style-type: none"> at 1 current path at DC-1 <ul style="list-style-type: none"> — at 24 V rated value — at 110 V rated value 	15 A 1.5 A
<ul style="list-style-type: none"> with 2 current paths in series at DC-1 <ul style="list-style-type: none"> — at 24 V rated value — at 110 V rated value 	15 A 8.4 A
<ul style="list-style-type: none"> with 3 current paths in series at DC-1 <ul style="list-style-type: none"> — at 24 V rated value — at 110 V rated value 	15 A 15 A
Operating current	
<ul style="list-style-type: none"> at 1 current path at DC-3 at DC-5 <ul style="list-style-type: none"> — at 24 V rated value — at 110 V rated value 	15 A 0.1 A
<ul style="list-style-type: none"> with 2 current paths in series at DC-3 at DC-5 <ul style="list-style-type: none"> — at 24 V rated value — at 110 V rated value 	15 A 0.25 A
<ul style="list-style-type: none"> with 3 current paths in series at DC-3 at DC-5 <ul style="list-style-type: none"> — at 24 V rated value — at 110 V rated value 	15 A 15 A
Operating power	
<ul style="list-style-type: none"> at AC-1 <ul style="list-style-type: none"> — at 400 V rated value 	11 kW
<ul style="list-style-type: none"> at AC-2 at 400 V rated value 	3 kW

<ul style="list-style-type: none"> • at AC-3 <ul style="list-style-type: none"> — at 400 V rated value — at 500 V rated value — at 690 V rated value 	3 kW 3.5 kW 4 kW
Power loss [W] at AC-3 at 400 V for rated value of the operating current per conductor	0.42 W

Control circuit/ Control	
Type of voltage of the control supply voltage	AC
Control supply voltage at AC <ul style="list-style-type: none"> • at 50 Hz rated value • at 60 Hz rated value 	24 V 24 V
Control supply voltage frequency	50 Hz, 60 Hz
Operating range factor control supply voltage rated value of magnet coil at AC <ul style="list-style-type: none"> • at 50 Hz • at 60 Hz 	0.8 ... 1.1 0.85 ... 1.1
Apparent pick-up power of magnet coil at AC	27 V·A
Inductive power factor with closing power of the coil	0.8
Apparent holding power of magnet coil at AC	4.4 V·A
Inductive power factor with the holding power of the coil	0.27

Auxiliary circuit	
Number of NC contacts <ul style="list-style-type: none"> • for auxiliary contacts <ul style="list-style-type: none"> — instantaneous contact 	1
Number of NO contacts <ul style="list-style-type: none"> • for auxiliary contacts <ul style="list-style-type: none"> — instantaneous contact 	0
Operating current at AC-12 maximum	10 A
Operating current at AC-15 <ul style="list-style-type: none"> • at 230 V rated value • at 400 V rated value 	6 A 3 A
Operating current at DC-12 <ul style="list-style-type: none"> • at 60 V rated value • at 110 V rated value • at 220 V rated value 	6 A 3 A 1 A
Operating current at DC-13 <ul style="list-style-type: none"> • at 24 V rated value • at 60 V rated value • at 110 V rated value • at 220 V rated value 	10 A 2 A 1 A 0.3 A
Contact reliability of auxiliary contacts	1 faulty switching per 100 million (17 V, 1 mA)

Short-circuit protection

Design of the fuse link

- for short-circuit protection of the main circuit
 - with type of coordination 1 required
 - with type of assignment 2 required
- for short-circuit protection of the auxiliary switch required

fuse gL/gG: 35 A

fuse gL/gG: 20 A

fuse gL/gG: 10 A

Installation/ mounting/ dimensions

Mounting type

screw and snap-on mounting onto 35 mm standard mounting rail according to DIN EN 50022

- Side-by-side mounting

Yes

Height

57.5 mm

Width

45 mm

Depth

72 mm

Required spacing

- for grounded parts
 - at the side

6 mm

Connections/Terminals

Type of electrical connection

- for main current circuit
- for auxiliary and control current circuit

screw-type terminals

screw-type terminals

Type of connectable conductor cross-sections

- for main contacts
 - solid
 - single or multi-stranded
 - finely stranded with core end processing
- at AWG conductors for main contacts

2x (0.5 ... 1.5 mm²), 2x (0.75 ... 2.5 mm²), max. 2x (0.75 ... 4 mm²)

2x (0,5 ... 1,5 mm²), 2x (0,75 ... 2,5 mm²), max. 2x (0,75 ... 4 mm²)

2x (0.5 ... 1.5 mm²), 2x (0.75 ... 2.5 mm²)

2x (20 ... 16), 2x (18 ... 14), 1x 12

Type of connectable conductor cross-sections

- for auxiliary contacts
 - solid
 - finely stranded with core end processing
- at AWG conductors for auxiliary contacts

2x (0.5 ... 1.5 mm²), 2x (0.75 ... 2.5 mm²), max. 2x (0.75 ... 4 mm²)

2x (0.5 ... 1.5 mm²), 2x (0.75 ... 2.5 mm²)

2x (20 ... 16), 2x (18 ... 14), 1x 12

Certificates/approvals

General Product Approval	Functional Safety/Safety of Machinery	Declaration of Conformity
--------------------------	---------------------------------------	---------------------------



[Type Examination Certificate](#)



Test Certificates	Marine / Shipping
-------------------	-------------------

[Special Test Certificate](#)



Marine / Shipping	other
-------------------	-------



[Miscellaneous](#)

[Confirmation](#)

Further information

Information- and Downloadcenter (Catalogs, Brochures,...)

<http://www.siemens.com/industrial-controls/catalogs>

Industry Mall (Online ordering system)

<https://mall.industry.siemens.com/mall/en/en/Catalog/product?mlfb=3RT1015-1AB02>

Cax online generator

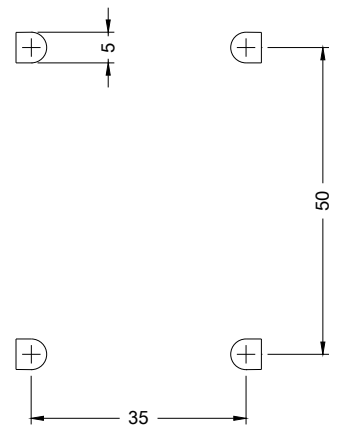
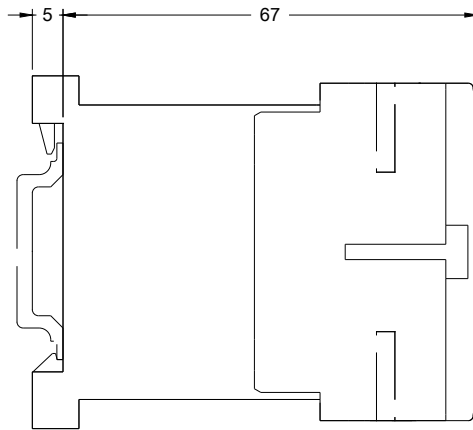
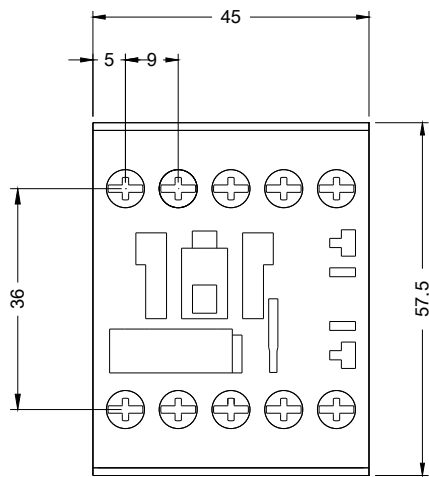
<http://support.automation.siemens.com/WW/CAXorder/default.aspx?lang=en&mlfb=3RT1015-1AB02>

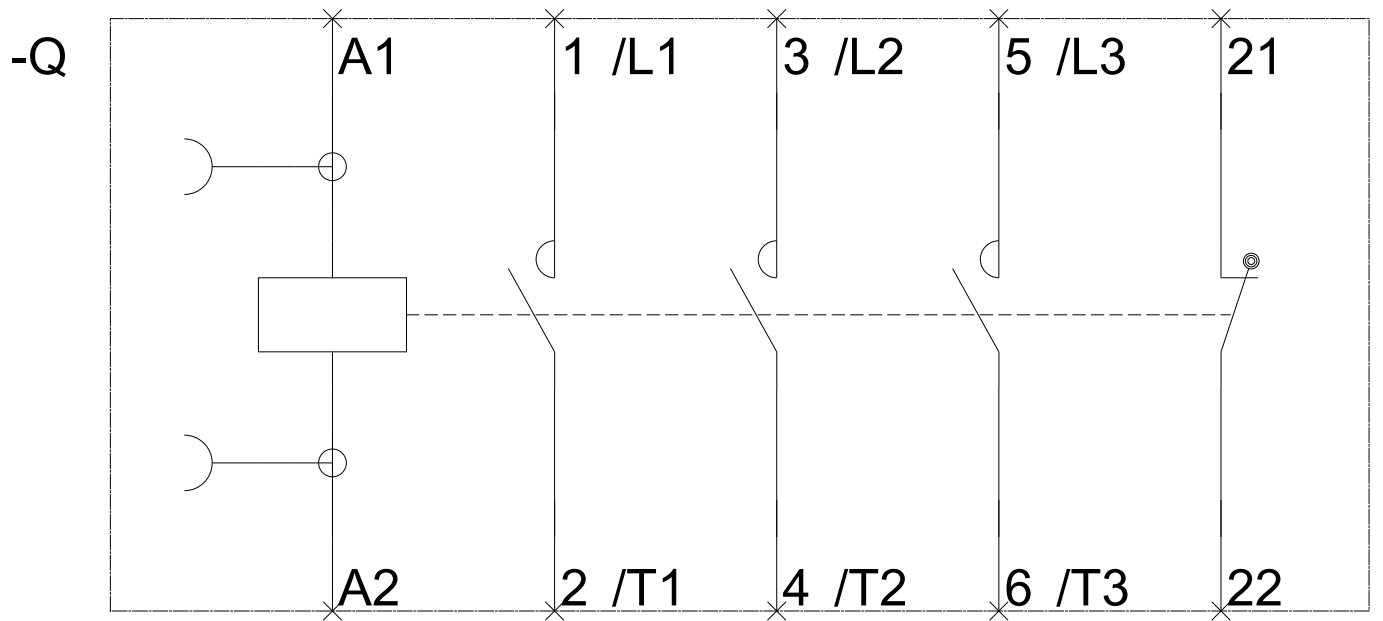
Service&Support (Manuals, Certificates, Characteristics, FAQs,...)

<https://support.industry.siemens.com/cs/ww/en/ps/3RT1015-1AB02>

Image database (product images, 2D dimension drawings, 3D models, device circuit diagrams, EPLAN macros, ...)

http://www.automation.siemens.com/bilddb/cax_de.aspx?mlfb=3RT1015-1AB02&lang=en





last modified:

11/26/2017