



HALO[®]

HLC Series
Surface LED Downlight

HALO® HLC Series

4"



6"



The HALO HLC is a low profile, high performance surface mount luminaire that offers a slim profile and below the ceiling installation, with no plates or clips.

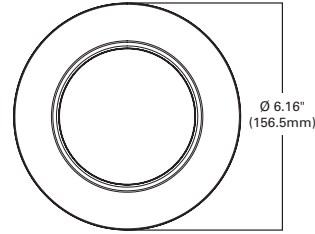
9"



9"



with motion sensor



- 4" low profile surface mounting luminaire
- 800 lumen package is available with 3 dedicated CCT - 3000K, 4000K, 5000K
- 11.2W, Integral 120V 60 Hz constant current driver
- 90 CRI minimum as standard
- L70 @ 50,000 Hrs
- Dimmable to 10% with many 120V leading-edge and trailing-edge phase control dimmers
- Five-year limited warranty
- Installs in many 3-1/2" and 4" ceiling junction boxes as well as pancake boxes
- UL Certified for US and Canada
- UL Damp Location Listed for walls & ceiling
- Suitable for use in clothes closets when installed in accordance with the NEC 410.16 spacing requirements

Energy Data

Lumens	753 @ 3000K	Inrush (A)	.106 (A)
Input Voltage	120V	THD	≤ 29%
Input Current	.106 (mA)	PF	≥ 0.90
Input Power	12.6 (W)	T Ambient	-30° - +40°C
Efficiency	60 (LPW)	Sound Rating	≤ 22dba



Refer to ENERGY STAR® Certified Products List. Can be used to comply with California Title 24 High Efficacy requirements. Certified to California Appliance Efficiency Database under JA8.

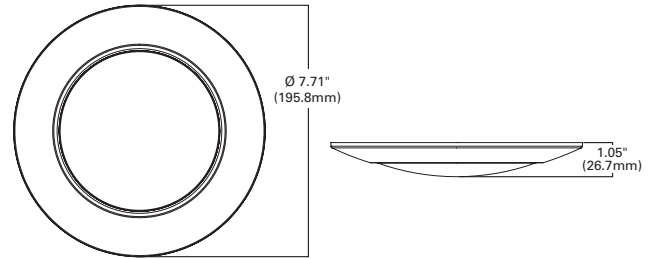
Ordering Information

SAMPLE NUMBER: HLC4079301EWH-6BP

Models	Lumens	CRI / CCT
HLC4 = 4-inch LED surface light	07 = 750 lumen (nominal)	930 =90 CRI minimum, 3000K CCT 940 =90 CRI minimum, 4000K CCT 950 =90 CRI minimum, 5000K CCT
Driver	Finish	Packaging
1E = 120V 60Hz, LE & TE phase cut 10% dimming	WH = matte white	-6BP = Qty 6 bulk pack (not for individual sale) -12BP = Qty 12 bulk pack (not for individual sale) ¹

1. 3000K only (12 bulk pack)





- 6" low profile surface mounting luminaire
- 900 lumen package is available with 3 dedicated CCT - 3000K, 4000K, 5000K
- 11.2W, Integral 120V 60 Hz constant current driver
- 90 CRI minimum as standard
- L70 @ 50,000 Hrs
- Dimmable to 10% with many 120V leading-edge and trailing-edge phase control dimmers
- Five-year limited warranty
- Installs in many 3-1/2" and 4" ceiling junction boxes as well as pancake boxes
- UL Certified for US and Canada
- UL Damp Location Listed for walls & ceiling
- Suitable for use in clothes closets when installed in accordance with the NEC 410.16 spacing requirements

Energy Data

Lumens	925 @ 3000K	Inrush (A)	.133 (A)
Input Voltage	120V	THD	≤ 29%
Input Current	.133 (mA)	PF	≥ 0.90
Input Power	15.7 (W)	T Ambient	-30° - +40°C
Efficiency	58.8 (LPW)	Sound Rating	≤ 22dba



Refer to ENERGY STAR® Certified Products List. Can be used to comply with California Title 24 High Efficacy requirements. Certified to California Appliance Efficiency Database under JA8.

Ordering Information

SAMPLE NUMBER: HLC6099301EWH-6BP

Models	Lumens	CRI / CCT
HLC6 = 6-inch LED surface light	09 = 900 lumen (nominal)	930 =90 CRI minimum, 3000K CCT 940 =90 CRI minimum, 4000K CCT 950 =90 CRI minimum, 5000K CCT
Driver	Finish	Packaging
1E = 120V 60Hz, LE & TE phase cut 10% dimming	WH = matte white	-6BP = Qty 6 bulk pack (not for individual sale) -12BP = Qty 12 bulk pack (not for individual sale) ¹

1. 3000K only (12 bulk pack)



HLC9



HLC9



HLCMS9

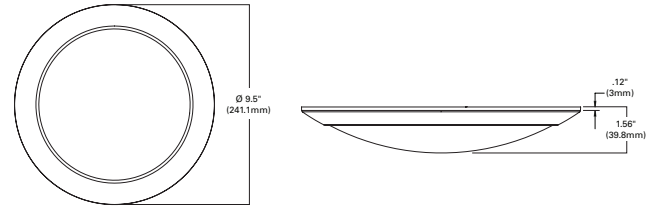
- 9" low profile surface mounting luminaire
- 1200 lumen package is available with 2 dedicated CCT - 3000K, 4000K
- 17.6W, Integral 120V 60 Hz constant current driver
- 90 CRI minimum as standard
- L70 @ 50,000 Hrs
- Dimmable to 10% with many 120V leading-edge and trailing-edge phase control dimmers
- Five-year limited warranty
- Installs in many 3-1/2" and 4" ceiling junction boxes as well as pancake boxes
- UL Certified for US and Canada
- UL Damp Location Listed for walls & ceiling
- Suitable for use in clothes closets when installed in accordance with the NEC 410.16 spacing requirements

Ordering Information

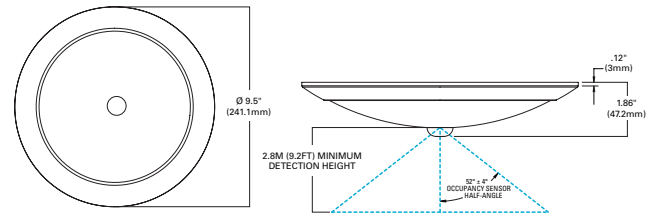
SAMPLE NUMBER: HLC9129301EWH

Models	Lumens	CRI / CCT
HLC9 = 9-inch LED surface light HLCMS9 = 9-inch LED surface light with Motion Sensor	12 = 1200 lumen (nominal)	930=90 CRI minimum, 3000K CCT 940=90 CRI minimum, 4000K CCT
Driver	Finish	
1E = 120V 60Hz, LE & TE phase cut 10% dimming	WH = matte white	

HLC9

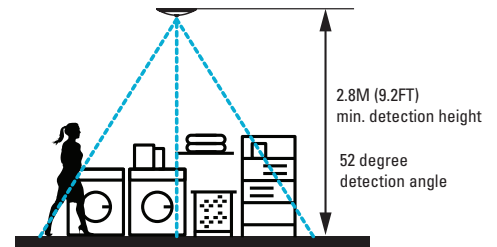


HLCMS9



Motion Sensor Benefits:










- **Convenience / Safety** lights come on as you enter the space
- **Energy saving** reduces the amount of energy used
- **Cost savings** reduces energy consumption
- **Sleek design**



Energy Data			
Lumens	1230	Inrush (A)	2.1 A @ 14 mS
Input Voltage	120V	THD	≤ 20%
Input Current	.132 (mA)	PF	≥ 0.90
Input Power	17.6 (W)	T Ambient	-30° - +40°C
Efficiency	69.9 (LPW)	Sound Rating	≤ 22dba



Refer to ENERGY STAR® Certified Products List. Can be used to comply with California Title 24 High Efficacy requirements. Certified to California Appliance Efficiency Database under JA8.

	
Octagon steel light fixture / fan box 4" x 4" x 2-1/8"	Square steel deep box 4" x 4" x 1-1/2"
	
Round new work fixture box (plastic) 4" diameter x 2-3/16"	Round new work ceiling box (plastic) 3-1/2" diameter x 2-3/4"
	
Round old work fixture box (plastic) 4" diameter x 2-3/16"	Round new work fixture box (plastic) with bar hanger 4" diameter x 2-3/16"
	
Round surface mount 4" diameter x 1-1/2"	Round ceiling pan 4" diameter x 13/16"
	
TP316 Eaton's Crouse-Hinds junction box for non-metallic cable 4" x 2-1/8"	TP317 Eaton's Crouse-Hinds junction box for metal clad cable 4" x 2-1/8"

HALOHOME



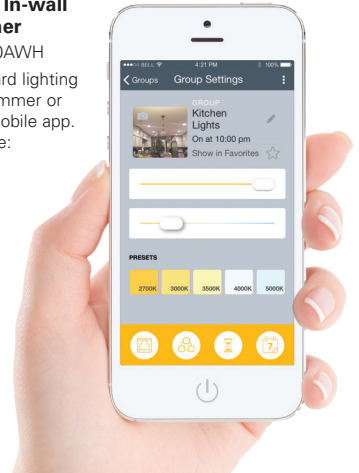
HALO Home In-wall Smart Dimmer

HIWMA1BLE40AWH

Controls standard lighting fixtures with dimmer or HALO Home mobile app.

Features include:

- ON/OFF
- Dim
- Group
- Scene
- Schedule



Product and Photometric Data

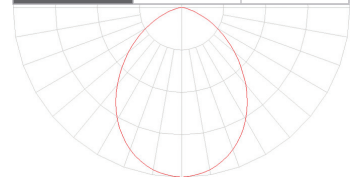
HLC4079301EWH-6BP

	CCT	Lumens	Power (W)	LPW
HLC4	3000K	753	12.6	60
	4000K	761	12.3	62
	5000K	874	12.5	69.9

HLC4079301EWH-6BP - 3000K

Luminaire lumens		753
Input watts		12.6
LER (LPW)		60
Spacing Criteria	0-180	1.28
	90-270	1.28
	Diagonal	1.4
Beam angle (degrees)		115.1
Field angle (degrees)		170.7

Zonal lumen	Lumens	% Lumens
0-30	191	25.4
0-40	314	41.7
0-60	562	74.6
0-90	744	98.8



Color Metric Summary

	3000K	4000K	5000K
TM-30-15	Rf = 87	Rf = 87	Rf = 87
	Rg = 95	Rg = 95	Rg = 95
CRI/CIE	Ra = 91	Ra = 91	Ra = 91
	R9 = 60	R9 = 60	R9 = 60

CCT - Range of 3000K- 5000K



*This is a representative list of compatible junction boxes only. Information contained in this literature about other manufacturers' products is from published information made available by the manufacturer and is deemed to be reliable, but has not been verified. Eaton makes no specific recommendation on product selection and there are no warranties of performance or compatibility implied. Installer must determine that site conditions are suitable to allow proper installation of the mounting bracket in the box.

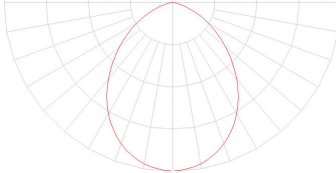
Product and Photometric Data

HLC6099301EWH-6BP

	CCT	Lumens	Power (W)	LPW
HLC6	3000K	925	15.7	58.8
	4000K	939	15.7	59.8
	5000K	1048	15.7	66.8

HLC6099301EWH-6BP - 3000K		
Luminaire lumens	925	
Input watts	15.7	
LER (LPW)	59	
Spacing Criteria	0-180	1.28
	90-270	1.28
	Diagonal	1.4
Beam angle (degrees)	114.4	
Field angle (degrees)	166	

Zonal lumen	Lumens	% Lumens
0-30	242	26.2
0-40	397	42.9
0-60	708	76.6
0-90	920	99.5

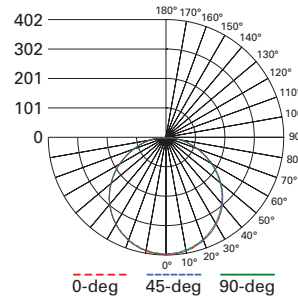


Color Metric Summary			
	3000K	4000K	5000K
TM-30-15	Rf = 87	Rf = 88	Rf = 90
	Rg = 95	Rg = 96	Rg = 97
CRI/CIE	Ra = 92	Ra = 92	Ra = 92
	R9 = 60	R9 = 66	R9 = 62

CCT - Range of 3000K- 5000K
warm ————— cool



HLC9129301EWH



Spacing criterion: (0-180) 1.27
(90-270) 1.27
(Diagonal) 1.4

Beam Angle: 115
Lumens: 1255
Input Watts: 17.41 W
Efficacy: 72.1 LPW
Test Report: HLC9129301EWH.IES

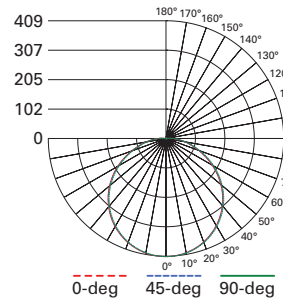
Zonal Lumen	Lumens	% Lumens
0-30	312	24.9
0-40	514	41
0-60	921	73.4
0-90	1227	97.8

TM-30-15	Rf = 94
	Rg = 98
CRI/CIE	Ra = 94.6
	R9 = 58.4

CCT - Range of 3000K- 4000K
warm ————— cool



HLCMS9129301EWH



Spacing criterion: (0-180) 1.27
(90-270) 1.27
(Diagonal) 1.39

Beam Angle: 115°
Lumens: 1285
Input Watts: 17.24 W
Efficacy: 74.6 LPW
Test Report: HLCMS9129301EWH.IES

Zonal Lumen	Lumens	% Lumens
0-30	320	24.9
0-40	526	40.9
0-60	941	73.2
0-90	1256	97.7

TM-30-15	Rf = 94
	Rg = 98
CRI/CIE	Ra = 94.6
	R9 = 58.4

CCT - Range of 3000K- 4000K
warm ————— cool



Cooper Lighting Solutions

1121 Highway 74 South
Peachtree City, GA 30269
P: 770-486-4800
www.cooperlighting.com

Canada Sales
5925 McLaughlin Road
Mississauga, Ontario L5R 1B8
P: 905-501-3000
F: 905-501-3172

Our Lighting Product Lines

Ametrix
AtLite
Corelite
Ephesus
Fail-Safe
HALO
HALO Commercial
Invue
io
IRiS
Lumark
Lumière
McGraw-Edison
Metalux
MWS
Neo-Ray
Portfolio
RSA
Shaper
Streetworks
Sure-Lites

Our Controls Product Lines

Fifth Light Technology
Greengate
iLight (International Only)
iLumin
Zero 88

Connected Lighting Systems

Distributed Low-Voltage Power
HALO Home
iLumin Plus
LumaWatt Pro
WaveLinx

© 2020 Cooper Lighting Solutions
All Rights Reserved
Printed in USA
Publication No. BR518094EN
May 2020

Products, specifications and
compliances are subject to
change without notice.

Cooper Lighting Solutions is a
registered trademark.
All other trademarks are property
of their respective owners.

