



circuit breaker 3VA5 UL frame 250 breaking capacity class M 35kA @ 480 V 4-pole, line protection TM210, FTFM, In=100A overload protection Ir=100A fixed short-circuit protection Ii=10 x In N conductor protection 100% without connection

Model	
product brand name	SENTRON
product designation	Molded-case circuit breaker
product designation / according to UL file	MFAS
Product version	System protection
design of the load switch / acc. to UL 489 / Heating, Air Conditioning, and Refrigeration circuit breaker (HACR Type)	Yes
design of the overcurrent release	TM210
protection function of the overcurrent release	LI
number of poles	4
General technical data	
Tension assignée d'isolement Ui	800 V
Max. rated operational voltage Ue with DC	1 000 V
power loss [W] / maximum	31.6 W
Active power loss / for rated value of the current / at AC / in hot operating state / per pole	10.53 W
mechanical service life (switching cycles) / typical	20 000
Electrical endurance (switching cycles) / at AC-1 / at 380/415 V 50/60 Hz	8 000
Electrical endurance (switching cycles) / at AC-1 / at 690 V 50/60 Hz	4 000
electrical endurance (switching cycles) / at 480 V	8 000
electrical endurance (switching cycles) / at 600 V	4 000
Neutral conductors / upgradeable/retrofitable	No
ground-fault monitoring version	Without
product function	
• communication function	No
• other measurement function	No
Current	
marking / acc. to UL 489 / 100%-rated breaker	No
Max. rated operational current of the frame size	250 A
Courant permanent assigné Iu	100 A
operational current	
• at 45 °C	100 A
• at 50 °C	100 A
• at 55 °C	97 A
• at 60 °C	95 A
• at 65 °C	92 A

<ul style="list-style-type: none"> • at 70 °C 	88 A		
Switching capacity according to IEC 60947			
switching capacity class of the circuit breaker	M		
breaking capacity maximum short-circuit current (Icu)			
<ul style="list-style-type: none"> • at 240 V • at 415 V • at 690 V 	85 kA 55 kA 7 kA		
breaking capacity operating short-circuit current (Ics)			
<ul style="list-style-type: none"> • at 240 V • at 415 V • at 690 V 	85 kA 55 kA 7 kA		
short-circuit current making capacity (Icm)			
<ul style="list-style-type: none"> • at 240 V • at 415 V • at 690 V 	187 kA 121 kA 11.9 kA		
Switching capacity according to UL 489			
breaking capacity current			
<ul style="list-style-type: none"> • at 240 V • at 480 V • at 600 Y/347 V 	85 kA 35 kA 18 kA		
Adjustable parameters			
Adjustable response value current / I _g min.	100 A		
Adjustable response value current / I _g min.	100 A		
Adjustable response value current / I _i min.	1 000 A		
Adjustable response value current / I _i max.	1 000 A		
design of the N-conductor protection	1		
Ground fault protection / tripping switchable / I _{2t} =ON/OFF	No		
Mechanical Design			
height [in]	7.3 in		
Height	185 mm		
width [in]	5.5 in		
Width	140 mm		
depth [in]	3.3 in		
depth	83 mm		
Connections			
arrangement of electrical connectors / for main current circuit	Without connection		
type of electrical connection / for main current circuit	Without		
Auxiliary circuit			
number of CO contacts / for auxiliary contacts	0		
Accessories			
product extension / optional / motor drive	Yes		
Environmental conditions			
protection class IP / on the front	IP40		
ambient temperature			
<ul style="list-style-type: none"> • during operation / minimum • during operation / maximum • during storage / minimum • during storage / maximum 	-25 °C 70 °C -40 °C 80 °C		
Certificates			
reference code / acc. to IEC 81346-2	Q		
certificate of suitability / as approval for NAVAL (no combat vessels) / supplement SB	No		
General Product Approval		EMC	Declaration of Conformity



[Miscellaneous](#)



EG-Konf.

Shipping Ap-
proval

other



ABS

[Miscellaneous](#)

Further information

Information- and Downloadcenter (Catalogs, Brochures,...)

<http://www.siemens.com/lowvoltage/catalogs>

Industry Mall (Online ordering system)

<https://mall.industry.siemens.com/mall/en/en/Catalog/product?mlfb=3VA5210-5GD41-0AA0>

Service&Support (Manuals, Certificates, Characteristics, FAQs,...)

<https://support.industry.siemens.com/cs/ww/en/ps/3VA5210-5GD41-0AA0>

Image database (product images, 2D dimension drawings, 3D models, device circuit diagrams, ...)

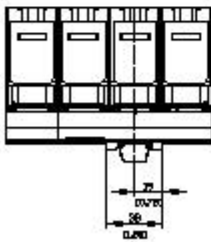
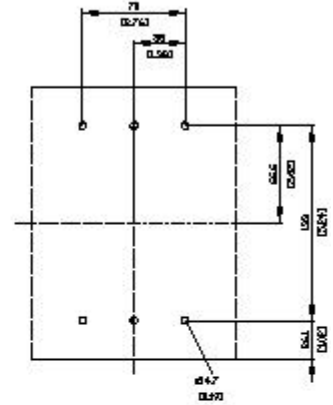
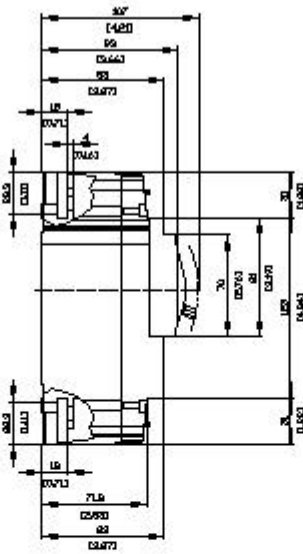
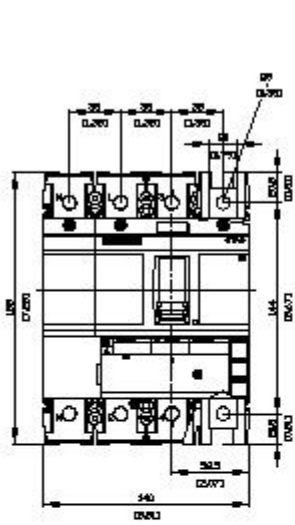
http://www.automation.siemens.com/bilddb/cax_en.aspx?mlfb=3VA5210-5GD41-0AA0

CAX-Online-Generator

<http://www.siemens.com/cax>

Tender specifications

<http://www.siemens.com/specifications>



last modified:

4/24/2021 