



circuit breaker 3VA5 UL Frame 125 breaking capacity class H 50 kA @ 277 V 1-pole, line protection TM210, FTFM, In=110 A overload protection Ir=110 A permanently set short-circuit protection Ii=10 x In cable connection on two sides

| Model | |
|--|-----------------------------|
| product brand name | SENTRON |
| product designation | Molded-case circuit breaker |
| product designation / according to UL file | H5EAS |
| design of the product | System protection |
| design of the load switch / according to UL 489 / Heating, Air Conditioning, and Refrigeration circuit breaker (HACR Type) | Yes |
| design of the load switch / according to UL 489 / High-Intensity-Discharge circuit breaker (HID Type) | No |
| design of the load switch / according to UL 489 / Switching Duty circuit breaker (SWD Type) | No |
| design of the overcurrent release | TM210 |
| protection function of the overcurrent release | LI |
| number of poles | 1 |
| General technical data | |
| insulation voltage / rated value | 500 V |
| operating voltage / at DC / rated value | 125 V |
| operating voltage / at AC / rated value | 415 V |
| power loss [W] / maximum | 8.6 W |
| power loss [W] / for rated value of the current / at AC / in hot operating state / per pole | 8.6 W |
| mechanical service life (operating cycles) / typical | 20 000 |
| electrical endurance (operating cycles) / at AC-1 / at 380/415 V | 8 000 |
| electrical endurance (operating cycles) / at AC-1 / at 690 V | 4 000 |
| electrical endurance (operating cycles) / at 480 V | 8 000 |
| electrical endurance (operating cycles) / at 600 V | 4 000 |
| product feature / for neutral conductors / upgradable/retrofittable / short-circuit and overload proof | No |
| product function | |
| • communication function | No |
| • other measurement function | No |
| Net Weight | 0.407 kg |
| Current | |
| marking / according to UL 489 / 100%-rated breaker | No |
| operational current | |
| • at 40 °C | 110 A |
| • at 45 °C | 107 A |
| • at 50 °C | 105 A |
| • at 55 °C | 103 A |
| • at 60 °C | 100 A |
| • at 65 °C | 98 A |
| • at 70 °C | 96 A |

| Switching capacity according to IEC 60947 | |
|--|--|
| switching capacity class of the circuit breaker | H |
| maximum short-circuit current breaking capacity (I _{cu}) | |
| • at 240 V | 55 kA |
| • at 415 V | 5 kA |
| operating short-circuit current breaking capacity (I _{cs}) | |
| • at 240 V | 55 kA |
| • at 415 V | 5 kA |
| short-circuit current making capacity (I _{cm}) | |
| • at 240 V | 121 kA |
| • at 415 V | 7.5 kA |
| design of short-circuit protection | For switching power values in DC networks, see the 3VA molded case circuit breaker device manual; link to be found under Service & Support in the last chapter |

| Switching capacity according to UL 489 | |
|--|--------|
| current breaking capacity | |
| • at 120 V | 100 kA |
| • at 277 V | 50 kA |
| • at 347 V | 18 kA |

| Adjustable parameters | |
|--|---------|
| adjustable response value setting current (I _r) / of the L-trip / with I ² t characteristic | |
| • minimum | 110 A |
| • maximum | 110 A |
| adjustable response value delay time (t _r) / for L-tripping / with I ² t characteristic | |
| • minimum | 1 s |
| • maximum | 1 s |
| adjustable response value setting current (I _i) / for I-tripping | |
| • minimum | 1 100 A |
| • maximum | 1 100 A |
| adjustable setting current (I _{nN}) / for N-tripping | |
| • minimum | 0 A |
| • maximum | 0 A |
| product function / grounding protection | No |

| Mechanical Design | |
|---|-------------------|
| product component | |
| • undervoltage release | No |
| • voltage trigger | No |
| • trip indicator | No |
| height [in] | 5.51 in |
| height | 140 mm |
| width [in] | 1 in |
| type of connectable conductor cross-sections / of the round conductor terminal / stranded | 1 x (8 AWG - 3/0) |
| width | 25.4 mm |
| depth [in] | 3.01 in |
| depth | 76.5 mm |

| Connections | |
|---|---|
| arrangement of electrical connectors / for main current circuit | Front connection |
| type of electrical connection / for main current circuit | circular conductor terminal on both sides |

| Auxiliary circuit | |
|--|---|
| number of CO contacts / for auxiliary contacts | 0 |

| Accessories | |
|--|----|
| product extension / optional / motor drive | No |

| Environmental conditions | |
|------------------------------------|--------|
| protection class IP / on the front | IP40 |
| ambient temperature | |
| • during operation / minimum | -25 °C |
| • during operation / maximum | 70 °C |
| • during storage / minimum | -40 °C |
| • during storage / maximum | 80 °C |

Approvals / Certificates

General Product Approval


[Confirmation](#)


General Product Approval

EMV

Test Certificates


[Miscellaneous](#)

[Type Test Certificates/Test Report](#)

Test Certificates

Marine / Shipping

[Special Test Certificate](#)


other

Environment

[Confirmation](#)
[Miscellaneous](#)
[Miscellaneous](#)
[Environmental Confirmations](#)

Further information

Information on the packaging

<https://support.industry.siemens.com/cs/ww/en/view/109813875>

Information- and Downloadcenter (Catalogs, Brochures,...)

<http://www.siemens.com/lowvoltage/catalogs>

Industry Mall (Online ordering system)

<https://mall.industry.siemens.com/mall/en/en/Catalog/product?mlfb=3VA5111-6ED16-0AA0>

Service&Support (Manuals, Certificates, Characteristics, FAQs,...)

<https://support.industry.siemens.com/cs/ww/en/ps/3VA5111-6ED16-0AA0>

Image database (product images, 2D dimension drawings, 3D models, device circuit diagrams, ...)

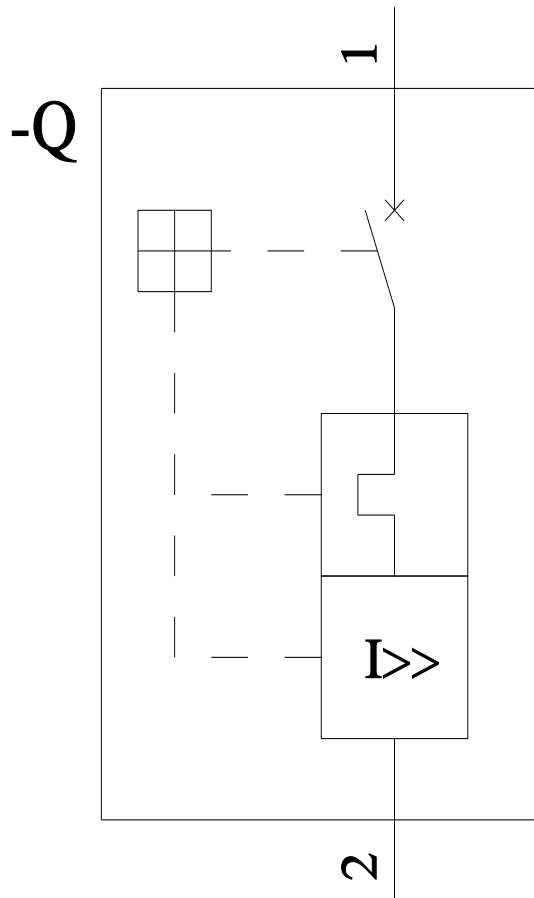
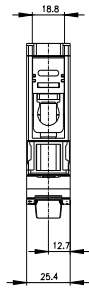
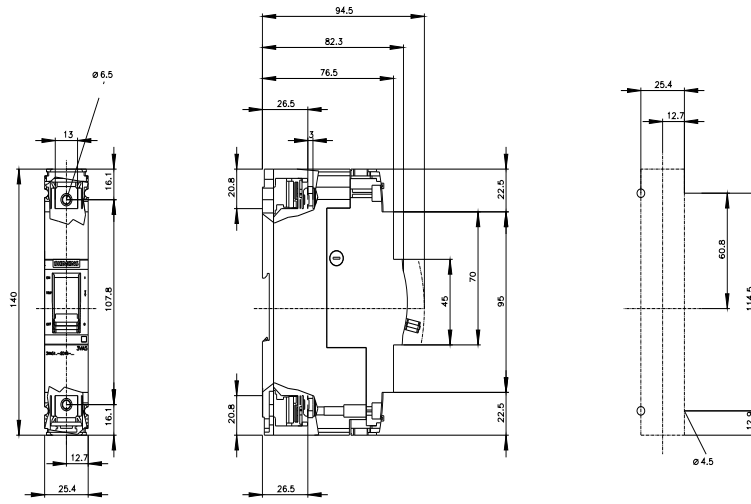
http://www.automation.siemens.com/bilddb/cax_en.aspx?mlfb=3VA5111-6ED16-0AA0

CAx-Online-Generator

<http://www.siemens.com/cax>

Tender specifications

<http://www.siemens.com/specifications>



CB



last modified:

3/11/2024 

