SIEMENS

Data sheet 3VA1125-6EF42-0AA0

circuit breaker 3VA1 IEC frame 160 breaking capacity class H Icu=70kA @ 415V 4-pole, line protection TM240, ATAM, In=25A overload protection Ir=18A...25A short-circuit protection Ii=6.4...12.8 x In N conductor unprotected nut keeper kit

Model	
product brand name	SENTRON
product designation	Molded case circuit breaker
Product version	Line protection
design of the overcurrent release	TM240
protection function of the overcurrent release	LI
number of poles	4
General technical data	
Tension assignée d'isolement Ui	800 V
Max. rated operational voltage Ue with DC	600 V
power loss [W] / maximum	8.5 W
Active power loss / for rated value of the current / at AC / in hot operating state / per pole	2.83 W
mechanical service life (switching cycles) / typical	20 000
Electrical endurance (switching cycles) / at AC-1 / at 380/415 V 50/60 Hz	8 000
Electrical endurance (switching cycles) / at AC-1 / at 690 V 50/60 Hz	8 000
Neutral conductors / upgradeable/retrofittable	No
ground-fault monitoring version	Without
product function	
● communication function	No
● other measurement function	No
net weight	1.2 kg
Current	
Max. rated operational current of the frame size	160 A
Courant permanent assigné Iu	25 A
operational current	
● at 40 °C	25 A
● at 45 °C	25 A
● at 50 °C	25 A
● at 55 °C	24 A
● at 60 °C	24 A
● at 65 °C	23 A
● at 70 °C	23 A
Switching capacity according to IEC 60947	
switching capacity class of the circuit breaker	H
breaking capacity maximum short-circuit current (Icu)	

Subject to change without notice
© Copyright Siemens

● at 240 V	100 kA
● at 415 V	70 kA
● at 440 V	55 kA
● at 500 V	10 kA
● at 690 V	10 kA
breaking capacity operating short-circuit current (Ics)	
● at 240 V	100 kA
● at 415 V	70 kA
● at 440 V	40 kA
● at 500 V	5 kA
● at 690 V	5 kA
short-circuit current making capacity (Icm)	
● at 240 V	220 kA
● at 415 V	154 kA
● at 440 V	121 kA
● at 500 V	17 kA
● at 690 V	17 kA
design of short-circuit protection	For switching power values in DC networks, see the 3VA molded case circuit breaker device manual; link to be found under Service & Support in the last chapter
Adjustable parameters	
Adjustable response value current / Ii min.	160 A
Adjustable response value current / Ii max.	320 A
design of the N-conductor protection	Without
Ground fault protection / tripping switchable / I2t=ON/OFF	No
Mechanical Design	
height [in]	5.1 in
Height	130 mm
width [in]	4 in
Width	101.6 mm
depth [in]	2.8 in
depth	70 mm
Connections	
arrangement of electrical connectors / for main current circuit	Front terminal
Type of connectable conductor cross-section, connection screw, width x thickness , min.	12 x 0 mm
Type of connectable conductor cross-section, connection screw, width x thickness , max.	17 x 6.5 mm
Auxiliary circuit	
number of CO contacts / for auxiliary contacts	0
Accessories	
product extension / optional / motor drive	Yes
Environmental conditions	
protection class IP / on the front	IP40
ambient temperature	
● during operation / minimum	-25 °C
● during operation / maximum	70 °C
● during storage / minimum	-40 °C
● during storage / maximum	80 °C
Certificates	
reference code / acc. to IEC 81346-2	Q

General Product Approval	EMC	Declaration of Conformity

Subject to change without notice
© Copyright Siemens

CCC VDE Miscellaneous EAC RCM CE EG-Konf.

Test Certificates			Shipping Approval		
Type Test Certificates/Test Report	Special Test Certificate	Miscellaneous	ABS	BUREAU VERITAS	LRS

Shipping Approval		other	
RMRS	CCS / China Classification Society	Manufacturer Declaration	Miscellaneous

Further information

Information- and Downloadcenter (Catalogs, Brochures,…)
http://www.siemens.com/lowvoltage/catalogs
Industry Mall (Online ordering system)
https://mall.industry.siemens.com/mall/en/en/Catalog/product?mlfb=3VA1125-6EF42-0AA0
Service&Support (Manuals, Certificates, Characteristics, FAQs,...)
https://support.industry.siemens.com/cs/ww/en/ps/3VA1125-6EF42-0AA0
Image database (product images, 2D dimension drawings, 3D models, device circuit diagrams, ...)
http://www.automation.siemens.com/bilddb/cax_en.aspx?mlfb=3VA1125-6EF42-0AA0
CAx-Online-Generator
http://www.siemens.com/cax
Tender specifications
http://www.siemens.com/specifications

Subject to change without notice
© Copyright Siemens

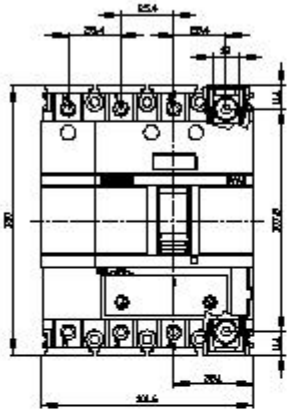

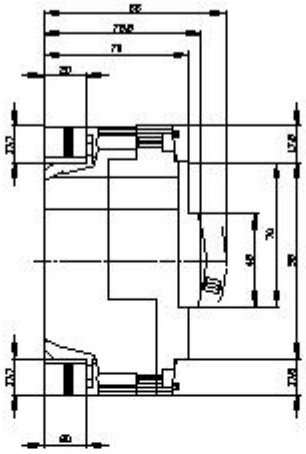

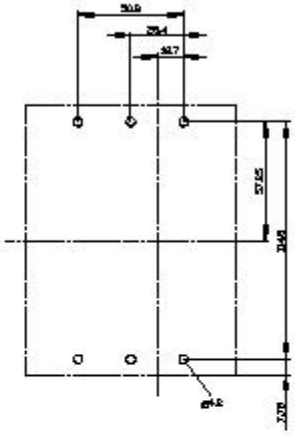

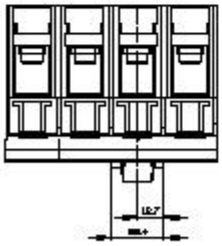

Subject to change without notice
© Copyright Siemens

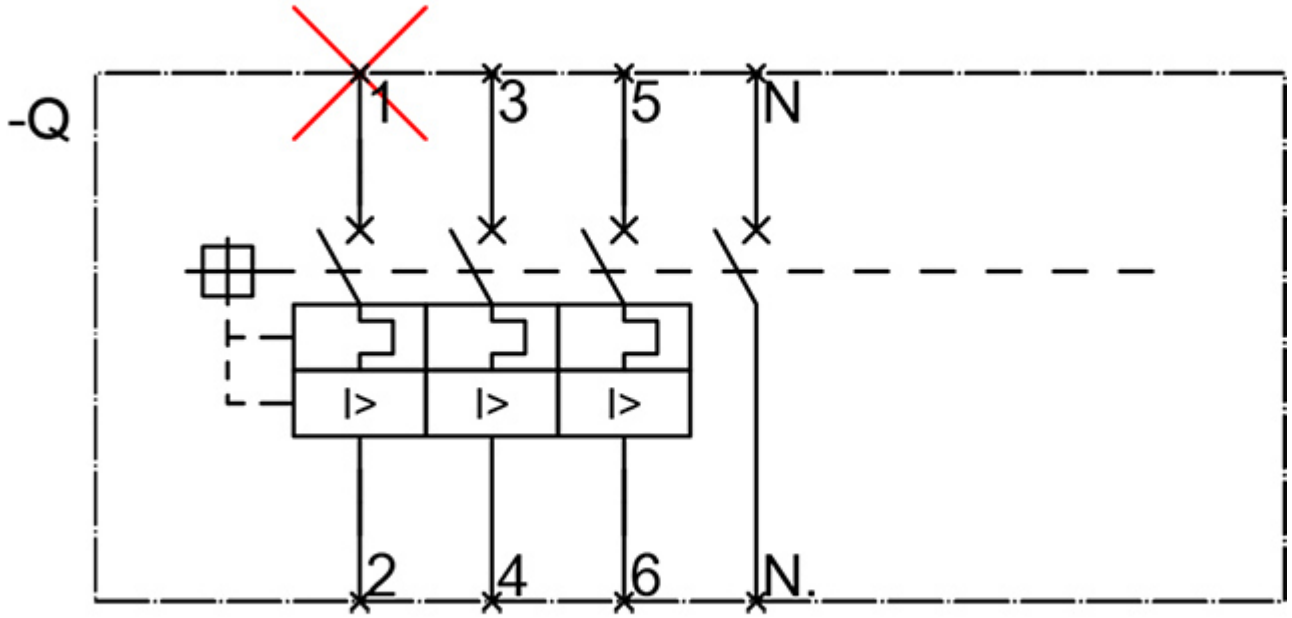

last modified: 12/20/2020

Subject to change without notice
© Copyright Siemens