



RONIS key-operated switch, 22 mm, round, plastic, lock number SB30, with 2 keys, 3 switch positions I-O-II, latching, 10:30h/12h/13:30h, Key removal I+O+II, with holder, 1 NO, 1 NO, screw terminal, possible special locks: SB31, 421, 455, with laser labeling, inscription or symbol Customer-specific selection with SIRIUS ACT configurator (CIN)

<b>Product brand name</b>	SIRIUS ACT
<b>Product designation</b>	Key-operated switches
<b>Design of the product</b>	Complete unit
<b>Product type designation</b>	3SU1
<b>Product line</b>	Plastic, black, 22 mm
<b>Manufacturer's article number</b>	
<ul style="list-style-type: none"> <li>• of included key</li> <li>• of supplied contact module</li> <li>• 1 of supplied contact module</li> <li>• 2 of supplied contact module</li> <li>• of the supplied holder</li> <li>• of the supplied actuator</li> </ul>	<p><a href="#">3SU1950-0FB80-0AA0</a></p> <p>3SU1400-1AA10-1BA0, 3SU1400-1AA10-1BA0</p> <p><a href="#">3SU1400-1AA10-1BA0</a></p> <p><a href="#">3SU1400-1AA10-1BA0</a></p> <p><a href="#">3SU1500-0AA10-0AA0</a></p> <p><a href="#">3SU1000-4BL11-0AA0</a></p>
<b>Enclosure</b>	
<b>Shape of the enclosure front</b>	round
<b>Number of command points</b>	1
<b>Actuator</b>	
<b>Manner of function of the actuating element</b>	latching, 2x45° (10:30 h/12 h/13:30 h)
<b>Product extension optional Light source</b>	No

<b>Color</b>	
• of the actuating element	silver
<b>Material of the actuating element</b>	metal
<b>Shape of the actuating element</b>	Key
<b>Outer diameter of the actuating element</b>	29.5 mm
<b>Marking of the actuating element</b>	Any inscription, text or symbol, can only be ordered via SIRIUS ACT configurator/Configuration Identification Number (CIN)
<b>Number of contact modules</b>	2
<b>Number of switching positions</b>	3
<b>Switch position for key distraction</b>	I+O+II
<b>Actuating angle</b>	
• clockwise	45°
• anticlockwise	45°
<b>Lock make</b>	RONIS
<b>Key number</b>	SB30

<b>Front ring</b>	
<b>Product component front ring</b>	Yes
<b>Design of the front ring</b>	Standard
<b>Material of the front ring</b>	plastic
<b>Color of the front ring</b>	black

<b>Holder</b>	
<b>Material of the holder</b>	Plastic

<b>General technical data</b>	
<b>Product function</b>	
• positive opening	No
<b>Product component</b>	
• Light source	No
<b>Insulation voltage</b>	
• rated value	500 V
<b>Degree of pollution</b>	3
<b>Type of voltage</b>	
• of the operating voltage	AC/DC
<b>Surge voltage resistance rated value</b>	6 kV
<b>Protection class IP</b>	IP66, IP67, IP69(IP69K)
• of the terminal	IP20
<b>Degree of protection NEMA rating</b>	1, 2, 3, 3R, 4, 4X, 12, 13
<b>Shock resistance</b>	
• acc. to IEC 60068-2-27	Sinusoidal half-wave 50 g / 11 ms
• for railway applications acc. to DIN EN 61373	Category 1, Class B
<b>Vibration resistance</b>	
• acc. to IEC 60068-2-6	10 ... 500 Hz: 5g
• for railway applications acc. to DIN EN 61373	Category 1, Class B

<b>Operating frequency maximum</b>	1 800 1/h
<b>Mechanical service life (switching cycles)</b>	
• typical	1 000 000
<b>Electrical endurance (switching cycles)</b>	
• typical	10 000 000
<b>Thermal current</b>	10 A
<b>Reference code acc. to DIN EN 81346-2</b>	S
<b>Reference code acc. to DIN EN 61346-2</b>	S
<b>Continuous current of the C characteristic MCB</b>	10 A; for a short-circuit current smaller than 400 A
<b>Continuous current of the quick DIAZED fuse link</b>	10 A
<b>Continuous current of the DIAZED fuse link gG</b>	10 A
<b>Operating voltage</b>	
• at AC	
— at 50 Hz rated value	5 ... 500 V
— at 60 Hz rated value	5 ... 500 V
• at DC	
— rated value	5 ... 500 V

### Power Electronics

<b>Contact reliability</b>	One maloperation per 100 million (17 V, 5 mA), one maloperation per 10 million (5 V, 1 mA)
----------------------------	--

### Auxiliary circuit

<b>Design of the contact of auxiliary contacts</b>	Silver alloy
<b>Number of NC contacts for auxiliary contacts</b>	0
<b>Number of NO contacts for auxiliary contacts</b>	2

### Connections/ Terminals

<b>Type of electrical connection</b>	
• of modules and accessories	Screw-type terminal
<b>Type of connectable conductor cross-sections</b>	
• solid with core end processing	2x (0.5 ... 0.75 mm <sup>2</sup> )
• solid without core end processing	2x (1.0 ... 1.5 mm <sup>2</sup> )
• finely stranded with core end processing	2x (0.5 ... 1.5 mm <sup>2</sup> )
• finely stranded without core end processing	2x (1,0 ... 1,5 mm <sup>2</sup> )
• at AWG conductors	2x (18 ... 14)
<b>Tightening torque of the screws in the bracket</b>	1 ... 1.2 N·m
<b>Tightening torque</b>	
• for auxiliary contacts with screw-type terminals	0.8 ... 0.9 N·m

### Ambient conditions





<b>Ambient temperature</b>	
• during operation	-25 ... +70 °C
• during storage	-40 ... +80 °C

Environmental category during operation acc. to IEC 60721	3M6, 3S2, 3B2, 3C3, 3K6 (with relative air humidity of 10 ... 95 %, no condensation in operation permitted for all devices behind front panel)
---	--

**Installation/ mounting/ dimensions**

<b>Mounting type</b>	
• of modules and accessories	Front plate mounting
<b>Height</b>	40 mm
<b>Width</b>	30 mm
<b>Shape of the installation opening</b>	round
<b>Mounting diameter</b>	22.3 mm
<b>Positive tolerance of installation diameter</b>	0.4 mm
<b>Mounting height</b>	49.4 mm
<b>Installation width</b>	29.5 mm
<b>Installation depth</b>	49.7 mm

**Certificates/ approvals**

General Product Approval	Declaration of Conformity	Test Certificates
 CSA	 UL	 EAC
	 EG-Konf.	<a href="#">Miscellaneous</a>
		<a href="#">Type Test Certificates/Test Report</a>

Test Certificates	Marine / Shipping
-------------------	-------------------

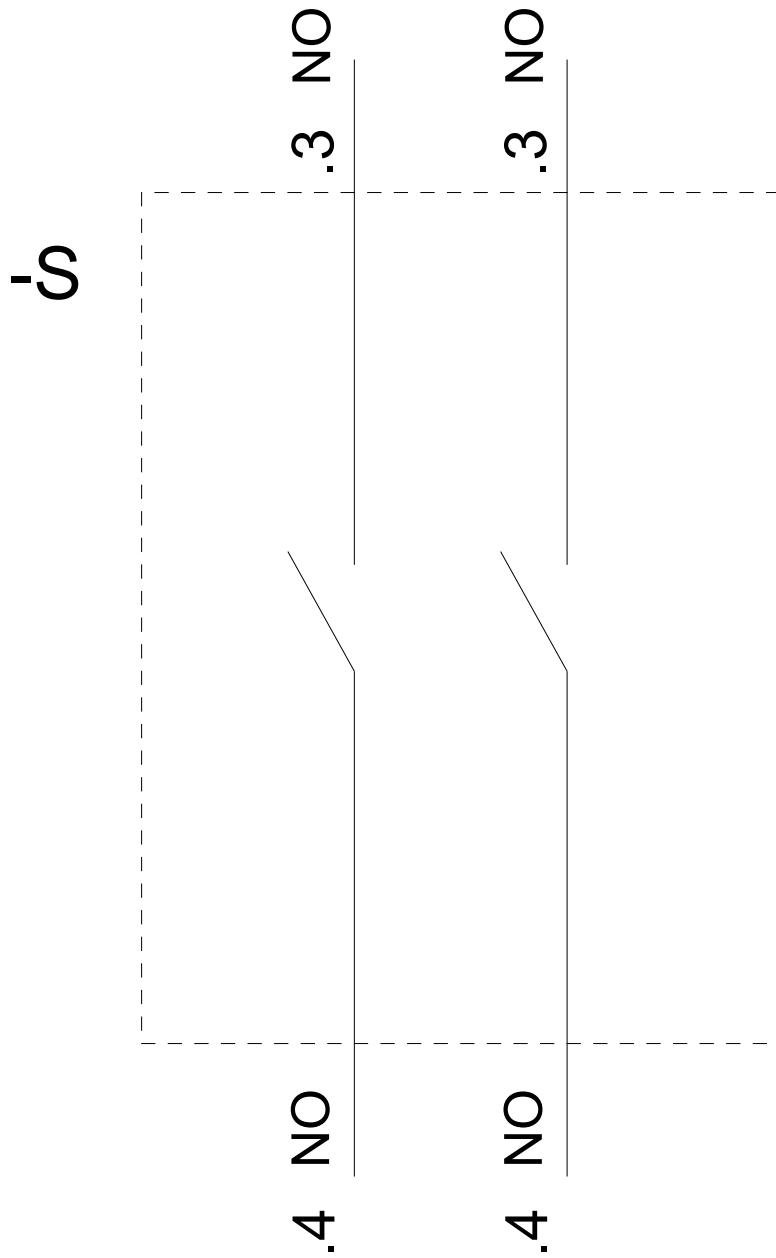
<a href="#">Special Test Certificate</a>	 ABS	 LRS	 PRS	 RINA	 RMRS
--	---	---	---	--	--

Marine / Shipping	other
-------------------	-------

 DNV-GL DNVGL.COM/AF	<a href="#">Confirmation</a>
--	------------------------------

**Further information**

- Information- and Downloadcenter (Catalogs, Brochures,...)**  
<https://www.siemens.com/ic10>
- Industry Mall (Online ordering system)**  
<https://mall.industry.siemens.com/mall/en/en/Catalog/product?mlfb=3SU1100-4BL11-1NA0-Z Y19>
- Cax online generator**  
<http://support.automation.siemens.com/WW/CAXorder/default.aspx?lang=en&mlfb=3SU1100-4BL11-1NA0-Z Y19>



last modified:

02/18/2020