

Illuminated mushroom pushbutton, 22 mm, round, metal, shiny, blue, 60 mm, latching, pull-to-unlatch mechanism, with laser labeling, symbol number according to, ISO 7000 or IEC 60417



Product brand name	SIRIUS ACT
Product designation	Mushroom pushbuttons
Design of the product	Actuating/signaling element
Product type designation	3SU1
Product line	Metal, shiny, 22 mm

Enclosure	
Number of command points	1

Actuator	
Design of the operating mechanism	illuminated
Manner of function of the actuating element	latching
Product extension optional Light source	Yes
Color	
• of the actuating element	blue
Material of the actuating element	plastic
Shape of the actuating element	round
Outer diameter of the actuating element	60 mm
Marking of the actuating element	Customized labeling, graphical symbols acc. to ISO7000 and IEC60417
Type of unlocking device	pull-to-unlatch mechanism

Number of switching positions	2
-------------------------------	---

Front ring

Product component front ring	Yes
Design of the front ring	Standard
Material of the front ring	Metal, high gloss
Color of the front ring	silver

General technical data

Product function	
• EMERGENCY OFF function	No
• EMERGENCY STOP function	No
Protection class IP	IP66, IP67, IP69(IP69K)
Degree of protection NEMA rating	NEMA 1, 2, 3, 3R, 4, 4X, 12, 13
Shock resistance	
• acc. to IEC 60068-2-27	Sinusoidal half-wave 50 g / 11 ms
Vibration resistance	
• acc. to IEC 60068-2-6	10 ... 500 Hz: 5g
Operating frequency maximum	1 800 1/h
Mechanical service life (switching cycles)	
• typical	500 000
Reference code acc. to DIN EN 81346-2	S
Reference code acc. to DIN EN 61346-2	S





Ambient conditions

Ambient temperature	
• during operation	-25 ... +70 °C
• during storage	-40 ... +80 °C
Environmental category during operation acc. to IEC 60721	3M6, 3S2, 3B2, 3C3, 3K6 (with relative air humidity of 10 ... 95 %)

Installation/ mounting/ dimensions

Height	60 mm
Width	60 mm
Shape of the installation opening	round
Mounting diameter	22.3 mm
Positive tolerance of installation diameter	0.4 mm
Mounting height	27.5 mm
Installation width	60 mm
Installation depth	24.4 mm

Certificates/ approvals

General Product Approval			Declaration of Conformity		Test Certificates
				Miscellaneous	Type Test Certificates/Test Report
CSA	UL		EG-Konf.		

Test Certificates	Marine / Shipping				
Special Test Certificate					
	ABS	LRS	PRS	RINA	RMRS

Marine / Shipping	other
	Confirmation

Further information

Information- and Downloadcenter (Catalogs, Brochures,...)

<https://www.siemens.com/ic10>

Industry Mall (Online ordering system)

<https://mall.industry.siemens.com/mall/en/en/Catalog/product?mlfb=3SU1051-1CA50-0AA0-Z Y13>

Cax online generator

<http://support.automation.siemens.com/WW/CAXorder/default.aspx?lang=en&mlfb=3SU1051-1CA50-0AA0-Z Y13>

Service&Support (Manuals, Certificates, Characteristics, FAQs,...)

<https://support.industry.siemens.com/cs/ww/en/ps/3SU1051-1CA50-0AA0-Z Y13>

Image database (product images, 2D dimension drawings, 3D models, device circuit diagrams, EPLAN macros, ...)

http://www.automation.siemens.com/bilddb/cax_de.aspx?mlfb=3SU1051-1CA50-0AA0-Z Y13&lang=en

last modified:

02/06/2020