








Fuseless motor starter Direct start 600VAC Size S2 49-59A 20-33V Ac/dc screw connection For screw mounting Or 35 mm rail-mounting Type of coordination 2 IQ = 150 KA Also full fills type Of coordination 1 1NO+1NC (MSP) 1NO+1NC (contactor)

<b>product brand name</b>	SIRIUS
<b>product designation</b>	non-fused motor starter 3RA2
<b>design of the product</b>	direct starter
<b>manufacturer's article number</b>	
• of the supplied contactor	<a href="#">3RT2037-1NB30</a>
• of the supplied circuit-breakers	<a href="#">3RV2032-4XA15</a>
• of the supplied link module	<a href="#">3RA2931-1AA00</a>
<b>General technical data</b>	
<b>size of the circuit-breaker</b>	S2
<b>size of load feeder</b>	S2
product extension auxiliary switch	Yes
insulation voltage with degree of pollution 3 at AC rated value	690 V
<b>degree of pollution</b>	3
<b>surge voltage resistance rated value</b>	6 kV
<b>shock resistance according to IEC 60068-2-27</b>	6g / 11 ms
mechanical service life (operating cycles) of contactor typical	10 000 000
<b>type of assignment</b>	2
<b>Weight</b>	3.17 kg
<b>Ambient conditions</b>	
<b>ambient temperature</b>	
• during operation	-20 ... +60 °C
• during storage	-50 ... +80 °C
• during transport	-55 ... +80 °C
<b>Main circuit</b>	
<b>number of poles for main current circuit</b>	3
<b>design of the switching contact</b>	electromechanical
<b>adjustable current response value current of the current-dependent overload release</b>	49 ... 59 A
<b>operating voltage</b>	
• rated value	690 V
• at AC-3 rated value maximum	690 V
<b>operating frequency rated value</b>	50 ... 60 Hz
operational current at AC-3 at 400 V rated value	55 A
operating power at AC-3	
• at 400 V rated value	30 000 W
<b>Control circuit/ Control</b>	
<b>control supply voltage at AC</b>	
• at 50 Hz rated value	24 V
• at 50 Hz rated value	20 ... 33 V
• at 60 Hz rated value	24 V
• at 60 Hz rated value	20 ... 33 V
<b>control supply voltage at DC rated value</b>	24 V
<b>control supply voltage at DC rated value</b>	20 ... 33 V
<b>inductive power factor with the holding power of the coil</b>	1
<b>holding power of magnet coil at DC</b>	1 W
<b>Auxiliary circuit</b>	
<b>number of NC contacts for auxiliary contacts</b>	2
<b>number of NO contacts for auxiliary contacts</b>	2
<b>Protective and monitoring functions</b>	
<b>trip class</b>	CLASS 10

<b>design of the overload release</b>	thermal (bimetallic)	
response value current of instantaneous short-circuit trip unit	767 A	
<b>UL/CSA ratings</b>		
<b>full-load current (FLA) for 3-phase AC motor</b>		
• at 600 V rated value	52 A	
<b>yielded mechanical performance [hp]</b>		
• for single-phase AC motor		
— at 110/120 V rated value	5 hp	
— at 230 V rated value	10 hp	
• for 3-phase AC motor		
— at 220/230 V rated value	20 hp	
— at 575/600 V rated value	50 hp	
<b>Short-circuit protection</b>		
<b>product function short circuit protection</b>	Yes	
<b>design of the short-circuit trip</b>	magnetic	
<b>conditional short-circuit current (I<sub>q</sub>)</b>		
• at 400 V according to IEC 60947-4-1 rated value	150 000 A	
<b>Installation/ mounting/ dimensions</b>		
<b>mounting position</b>	vertical	
<b>fastening method</b>	Snap-mounted to DIN rail or screw-mounted with additional push-in lug	
<b>height</b>	274 mm	
<b>width</b>	55 mm	
<b>depth</b>	150 mm	
<b>required spacing</b>		
• for grounded parts		
— forwards	0 mm	
— backwards	0 mm	
— upwards	50 mm	
— at the side	10 mm	
— downwards	10 mm	
• for live parts		
— forwards	0 mm	
— backwards	0 mm	
— upwards	50 mm	
— downwards	10 mm	
— at the side	10 mm	
<b>Connections/ Terminals</b>		
type of electrical connection for main current circuit	screw-type terminals	
type of connectable conductor cross-sections for main contacts stranded	1 ... 50 mm <sup>2</sup> , 2x (1 ... 25 mm <sup>2</sup> )	
connectable conductor cross-section for main contacts finely stranded with core end processing	1 ... 35 mm <sup>2</sup>	
<b>Safety related data</b>		
proportion of dangerous failures with high demand rate according to SN 31920	73 %	
<b>B10 value with high demand rate according to SN 31920</b>	1 000 000	
<b>Electrical Safety</b>		
<b>protection class IP on the front according to IEC 60529</b>	IP20	
<b>touch protection on the front according to IEC 60529</b>	finger-safe, for vertical contact from the front	
<b>Approvals Certificates</b>		
<b>General Product Approval</b>	<b>For use in hazardous locations</b>	<b>Test Certificates</b>
	 EG-Konf.	 UL
	 ATEX	<a href="#">Special Test Certificate</a>
<b>Test Certificates</b>	<b>Marine / Shipping</b>	

[Type Test Certificates/Test Report](#)



Marine / Shipping	other	Railway	Dangerous goods	Environment	
 RINA	 RMRS	<a href="#">Confirmation</a>	<a href="#">Special Test Certificate</a>	<a href="#">Transport Information</a>	<a href="#">Environmental Confirmations</a>

#### Further information

Information on the packaging

<https://support.industry.siemens.com/cs/ww/en/view/109813875>

Information- and Downloadcenter (Catalogs, Brochures,...)

<https://www.siemens.com/ic10>

Industry Mall (Online ordering system)

<https://mall.industry.siemens.com/mall/en/en/Catalog/product?mlfb=3RA2155-4XA37-0NB3>

Cax online generator

<http://support.automation.siemens.com/WW/CAXorder/default.aspx?lang=en&mlfb=3RA2155-4XA37-0NB3>

Service&Support (Manuals, Certificates, Characteristics, FAQs,...)

<https://support.industry.siemens.com/cs/ww/en/ps/3RA2155-4XA37-0NB3>

Image database (product images, 2D dimension drawings, 3D models, device circuit diagrams, EPLAN macros, ...)

[http://www.automation.siemens.com/bilddb/cax\\_de.aspx?mlfb=3RA2155-4XA37-0NB3&lang=en](http://www.automation.siemens.com/bilddb/cax_de.aspx?mlfb=3RA2155-4XA37-0NB3&lang=en)

Characteristic: Tripping characteristics, I<sup>2</sup>t, Let-through current

<https://support.industry.siemens.com/cs/ww/en/ps/3RA2155-4XA37-0NB3/char>

Further characteristics (e.g. electrical endurance, switching frequency)

<http://www.automation.siemens.com/bilddb/index.aspx?view=Search&mlfb=3RA2155-4XA37-0NB3&objectype=14&gridview=view1>

last modified:

12/15/2020 