

Pushbutton, 22 mm, round, metal, shiny, white, pushbutton, flat, momentary contact type, 1 NO, screw terminal, with laser labeling, upper case



|                                      |   |
|--------------------------------------|---|
| <b>Product brand name</b>            | SIRIUS ACT  |
| <b>Product designation</b>           | Pushbuttons   |
| <b>Design of the product</b>         | Complete unit   |
| <b>Product type designation</b>      | 3SU1  |
| <b>Product line</b>                  | Metal, shiny, 22 mm   |
| <b>Manufacturer's article number</b> | <ul style="list-style-type: none"> <li>• 1 of supplied contact module <a href="#">3SU1400-1AA10-1BA0</a></li> <li>• of the supplied holder <a href="#">3SU1550-0AA10-0AA0</a></li> <li>• of the supplied actuator <a href="#">3SU1050-0AB60-0AA0</a></li> </ul> |
| <b>Number of command points</b>      | 1   |

| Actuator   |  |
|--|--|
| <b>Design of the operating mechanism</b>           | Button, flat   |
| <b>Manner of function of the actuating element</b> | momentary contact type   |
| <b>Product extension optional Light source</b>     | No   |
| <b>Color</b>                                       | <ul style="list-style-type: none"> <li>• of the actuating element white</li> </ul> |
| <b>Material of the actuating element</b>           | plastic  |
| <b>Shape of the actuating element</b>              | round  |
| <b>Outer diameter of the actuating element</b>     | 29.45 mm   |

|   |  |
|---|--|
| <b>Marking of the actuating element</b>                 | Any inscription, text in upper case                  |
| <b>Number of contact modules</b>                        | 1  |
| <b>Front ring</b>                                       |  |
| <b>Product component front ring</b>                     | Yes  |
| <b>Design of the front ring</b>                         | Standard   |
| <b>Material of the front ring</b>                       | Metal, high gloss                                    |
| <b>Color of the front ring</b>                          | silver   |
| <b>Holder</b>   |  |
| <b>Material of the holder</b>                           | Metal  |
| <b>Display</b>  |  |
| <b>Number of LED modules</b>                            | 0  |
| <b>General technical data</b>                           |  |
| <b>Product function</b>                                 |  |
| • positive opening                                      | No   |
| <b>Product component</b>                                |  |
| • Light source  | No   |
| <b>Insulation voltage</b>                               |  |
| • rated value   | 500 V  |
| <b>Degree of pollution</b>                              | 3  |
| <b>Type of voltage</b>                                  |  |
| • of the operating voltage                              | AC/DC  |
| <b>Surge voltage resistance rated value</b>             | 6 kV   |
| <b>Protection class IP</b>                              | IP66, IP67, IP69(IP69K)                              |
| • of the terminal                                       | IP20   |
| <b>Degree of protection NEMA rating</b>                 | 1, 2, 3, 3R, 4, 4X, 12, 13                           |
| <b>Shock resistance</b>                                 |  |
| • acc. to IEC 60068-2-27                                | Sinusoidal half-wave 50 g / 11 ms                    |
| <b>Vibration resistance</b>                             |  |
| • acc. to IEC 60068-2-6                                 | 10 ... 500 Hz: 5g                                    |
| <b>Operating frequency maximum</b>                      | 3 600 1/h  |
| <b>Mechanical service life (switching cycles)</b>       |  |
| • typical   | 10 000 000   |
| <b>Electrical endurance (switching cycles)</b>          |  |
| • typical   | 10 000 000   |
| <b>Thermal current</b>                                  | 10 A   |
| <b>Reference code acc. to DIN EN 81346-2</b>            | S  |
| <b>Reference code acc. to DIN EN 61346-2</b>            | S  |
| <b>Continuous current of the C characteristic MCB</b>   | 10 A; for a short-circuit current smaller than 400 A |
| <b>Continuous current of the quick DIAZED fuse link</b> | 10 A   |
| <b>Continuous current of the DIAZED fuse link gG</b>    | 10 A   |
| <b>Operating voltage</b>                                |  |

- at AC
  - at 50 Hz rated value 5 ... 500 V
  - at 60 Hz rated value 5 ... 500 V
- at DC
  - rated value 5 ... 500 V

### Power Electronics

|                            |  |
|----------------------------|--|
| <b>Contact reliability</b> | One maloperation per 100 million (17 V, 5 mA), one maloperation per 10 million (5 V, 1 mA) |
|----------------------------|--|

### Auxiliary circuit

|   |              |
|---|--------------|
| <b>Design of the contact of auxiliary contacts</b>  | Silver alloy |
| <b>Number of NC contacts for auxiliary contacts</b> | 0            |
| <b>Number of NO contacts for auxiliary contacts</b> | 1            |

### Connections/ Terminals

|   |                                    |
|---|------------------------------------|
| <b>Type of electrical connection</b>                  | Screw-type terminal                |
| • of modules and accessories                          |                                    |
| <b>Type of connectable conductor cross-sections</b>   |                                    |
| • solid with core end processing                      | 2x (0.5 ... 0.75 mm <sup>2</sup> ) |
| • solid without core end processing                   | 2x (1.0 ... 1.5 mm <sup>2</sup> )  |
| • finely stranded with core end processing            | 2x (0.5 ... 1.5 mm <sup>2</sup> )  |
| • finely stranded without core end processing         | 2x (1,0 ... 1,5 mm <sup>2</sup> )  |
| • at AWG conductors                                   | 2x (18 ... 14)                     |
| <b>Tightening torque of the screws in the bracket</b> | 1 ... 1.2 N·m                      |
| <b>Tightening torque</b>                              |                                    |
| • with screw-type terminals                           | 0.8 ... 0.9 N·m                    |

### Ambient conditions

|   |  |
|---|--|
| <b>Ambient temperature</b>                                |  |
| • during operation  | -25 ... +70 °C   |
| • during storage  | -40 ... +80 °C   |
| Environmental category during operation acc. to IEC 60721 | 3M6, 3S2, 3B2, 3C3, 3K6 (with relative air humidity of 10 ... 95 %, no condensation in operation permitted for all devices behind front panel) |





### Installation/ mounting/ dimensions

|  |                      |
|--|----------------------|
| <b>Mounting type</b>                               | front panel mounting |
| • of modules and accessories                       | Front plate mounting |
| <b>Height</b>                                      | 40 mm                |
| <b>Width</b>                                       | 30 mm                |
| <b>Shape of the installation opening</b>           | round                |
| <b>Mounting diameter</b>                           | 22.3 mm              |
| <b>Positive tolerance of installation diameter</b> | 0.4 mm               |
| <b>Mounting height</b>                             | 11 mm                |
| <b>Installation width</b>                          | 29.5 mm              |

Installation depth

49.7 mm

Certificates/ approvals

| General Product Approval  | Declaration of Conformity   | Test Certificates   |
|---|---|---|
| <br>CSA      | <br>UL |  |
| <br>EG-Konf. | <a href="#">Miscellaneous</a>   | <a href="#">Type Test Certificates/Test Report</a>                                |

| Test Certificates                        | Marine / Shipping   |
|--|---|
| <a href="#">Special Test Certificate</a> | <br>ABS    |
|  | <br>LRS    |
|  | <br>PRS    |
|  | <br>RINA |
|  | <br>RMRS |

| Marine / Shipping  | other                        |
|--|------------------------------|
| <br>DNV-GL<br>DNVGL.COM/AF | <a href="#">Confirmation</a> |

Further information

Information- and Downloadcenter (Catalogs, Brochures,...)

<https://www.siemens.com/ic10>

Industry Mall (Online ordering system)

<https://mall.industry.siemens.com/mall/en/en/Catalog/product?mlfb=3SU1150-0AB60-1BA0-Z Y11>

Cax online generator

<http://support.automation.siemens.com/WW/CAXorder/default.aspx?lang=en&mlfb=3SU1150-0AB60-1BA0-Z Y11>

Service&Support (Manuals, Certificates, Characteristics, FAQs,...)

<https://support.industry.siemens.com/cs/ww/en/ps/3SU1150-0AB60-1BA0-Z Y11>

Image database (product images, 2D dimension drawings, 3D models, device circuit diagrams, EPLAN macros, ...)

[http://www.automation.siemens.com/bilddb/cax\\_de.aspx?mlfb=3SU1150-0AB60-1BA0-Z Y11&lang=en](http://www.automation.siemens.com/bilddb/cax_de.aspx?mlfb=3SU1150-0AB60-1BA0-Z Y11&lang=en)



last modified:

02/18/2020