SIEMENS

Data sheet 3VA6340-8JP41-0AA0

circuit breaker 3VA6 UL frame 400 breaking capacity class L 150kA @ 480V 4-pole, line protection ETU550, LSI, In=400A overload protection Ir=160A...400A short-circuit protection Isd=0.6..10x In, Ii=1.5..10x In N conductor protection adjustable (OFF, up to 100%) without connection

Model	
product brand name	SENTRON
product designation	Molded-case circuit breaker
product designation / according to UL file	LJAE
Product version	System protection
design of the load switch / acc. to UL 489 / Heating, Air Conditioning, and Refrigeration circuit breaker (HACR Type)	Yes
design of the overcurrent release	ETU550
protection function of the overcurrent release	LSI
number of poles	4
General technical data	
Tension assignée d'isolement Ui	600 V
power loss [W] / maximum	70 W
Active power loss / for rated value of the current / at AC / in hot operating state / per pole	23.33 W
mechanical service life (operating cycles) / typical	15 000
Electrical endurance (switching cycles) / at AC-1 / at 380/415 V 50/60 Hz	6 000
Electrical endurance (switching cycles) / at AC-1 / at 690 V 50/60 Hz	4 000
electrical endurance (switching cycles) / at 480 V	6 000
electrical endurance (switching cycles) / at 600 V	6 000
Neutral conductors / upgradeable/retrofittable	No
ground-fault monitoring version	Without
product function	
● communication function	Yes
● other measurement function	No
Current	
marking / acc. to UL 489 / 100%-rated breaker	No
operational current	
● at 55 °C	375 A
● at 60 °C	350 A
● at 65 °C	325 A
● at 70 °C	300 A
Switching capacity according to IEC 60947	
switching capacity class of the circuit breaker	L
breaking capacity maximum short-circuit current (Icu)	
● at 240 V	200 kA

Subject to change without notice
© Copyright Siemens

• at 415 V	150 kA
• at 690 V	5 kA
breaking capacity operating short-circuit current (Ics)	
• at 240 V	200 kA
• at 415 V	150 kA
• at 690 V	5 kA
short-circuit current making capacity (Icm)	
• at 240 V	440 kA
• at 415 V	330 kA
• at 690 V	7.5 kA
Switching capacity according to UL 489	
breaking capacity current	
• at 240 V	200 kA
• at 480 V	150 kA
• at 600 V	50 kA
Adjustable parameters	
Adjustable response value current / Ig min.	0.5 s
Adjustable response value current / Ii min.	600 A
Adjustable response value current / Ii max.	4 000 A
Ground fault protection / tripping switchable / I2t=ON/OFF	No
Mechanical Design	
height [in]	9.8 in
Height	248 mm
width [in]	7.2 in
Width	184 mm
depth [in]	4.3 in
depth	110 mm
Connections	
arrangement of electrical connectors / for main current circuit	Without connection
type of electrical connection / for main current circuit	Without
Auxiliary circuit	
number of CO contacts / for auxiliary contacts	0
Accessories	
product extension / optional / motor drive	Yes
Environmental conditions	
protection class IP / on the front	IP40
ambient temperature	
• during operation / minimum	-25 °C
• during operation / maximum	70 °C
• during storage / minimum	-40 °C
• during storage / maximum	80 °C
Certificates	
reference code / acc. to IEC 81346-2	Q
certificate of suitability / as approval for NAVAL (no combat vessels) / supplement SB	Yes

General Product Approval

CSA CCC UL VDE

Miscellaneous

EMC	Declaration of Conformity	Shipping Approval	other

Subject to change without notice
© Copyright Siemens

RCM EG-Konf. ABS LRS

Miscellaneous

Further information

Information- and Downloadcenter (Catalogs, Brochures,…)
http://www.siemens.com/lowvoltage/catalogs
Industry Mall (Online ordering system)
https://mall.industry.siemens.com/mall/en/en/Catalog/product?mlfb=3VA6340-8JP41-0AA0
Service&Support (Manuals, Certificates, Characteristics, FAQs,...)
https://support.industry.siemens.com/cs/ww/en/ps/3VA6340-8JP41-0AA0
Image database (product images, 2D dimension drawings, 3D models, device circuit diagrams, ...)
http://www.automation.siemens.com/bilddb/cax_en.aspx?mlfb=3VA6340-8JP41-0AA0
CAx-Online-Generator
http://www.siemens.com/cax
Tender specifications
http://www.siemens.com/specifications

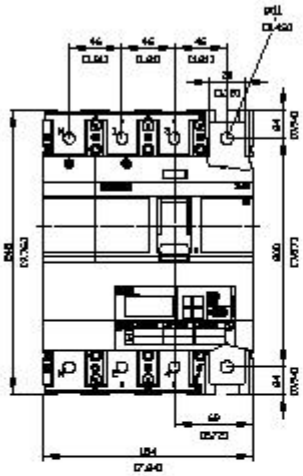

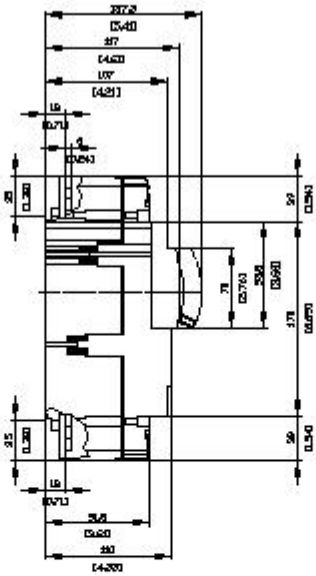

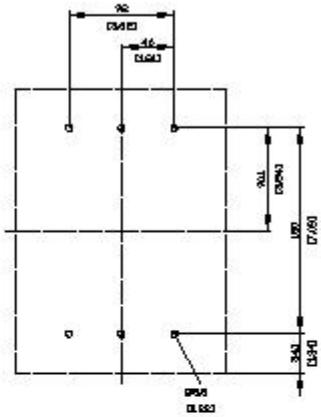

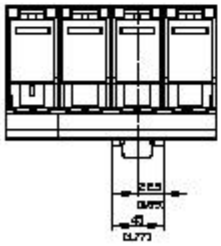

Subject to change without notice
© Copyright Siemens

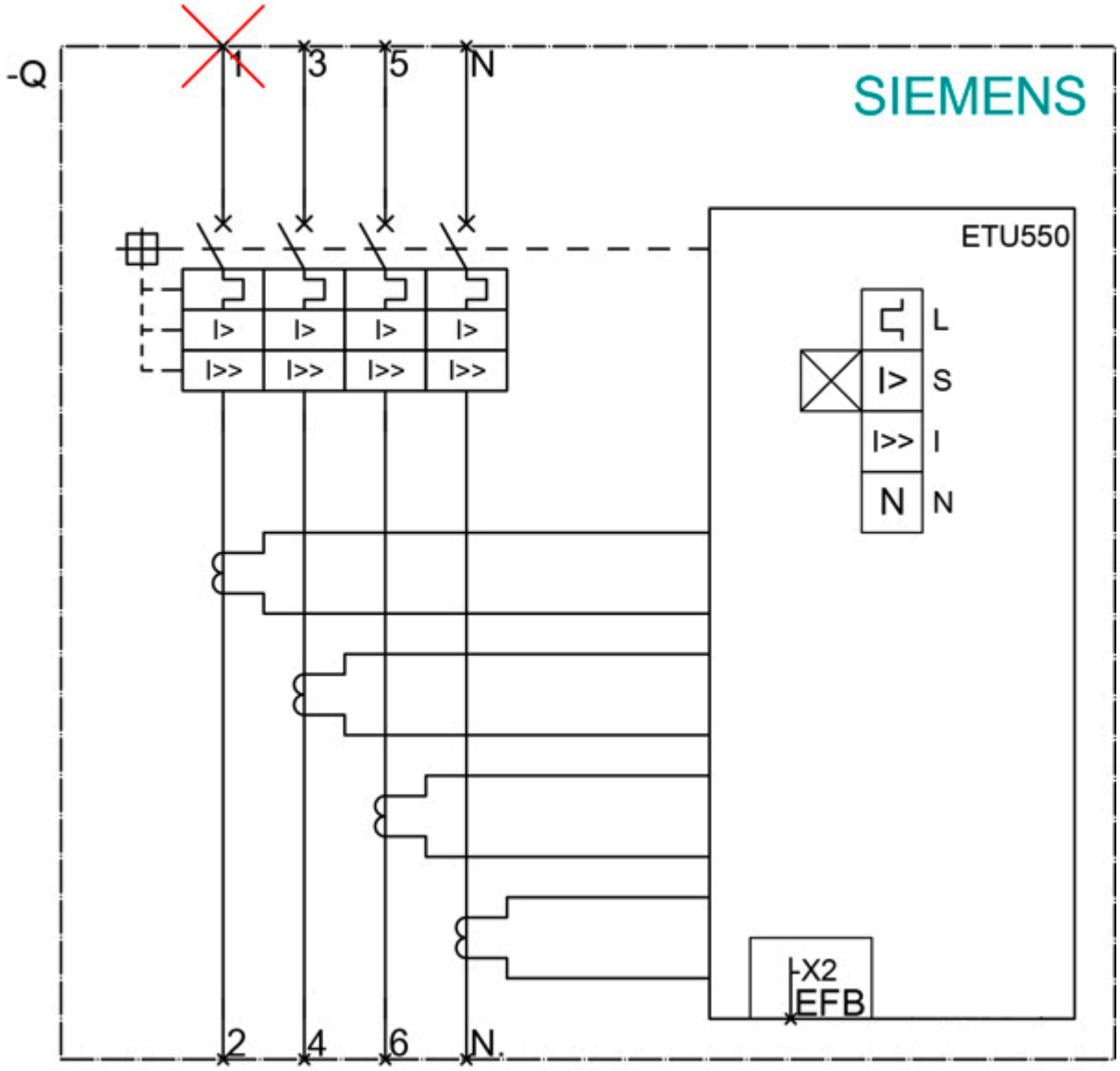

Subject to change without notice
© Copyright Siemens

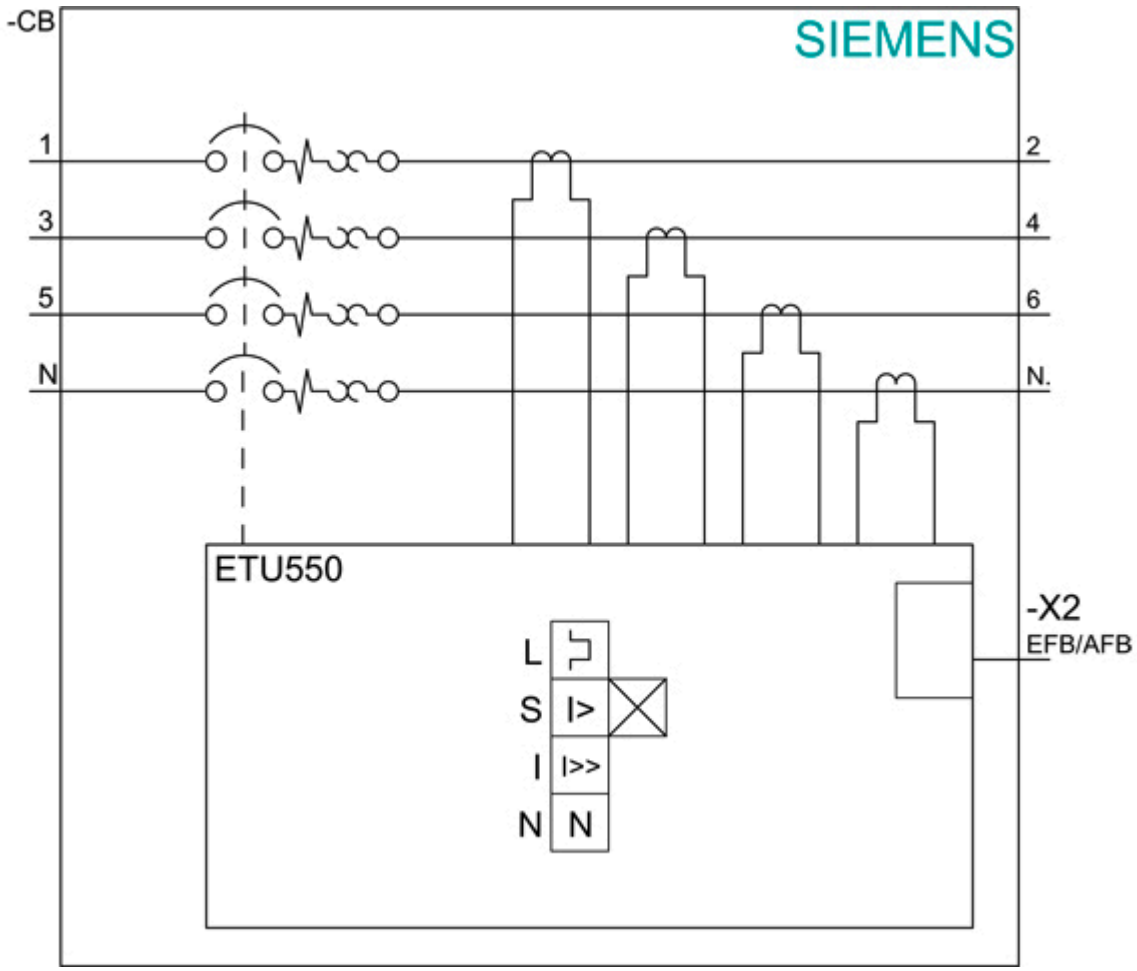

last modified: 12/18/2020

Subject to change without notice
© Copyright Siemens