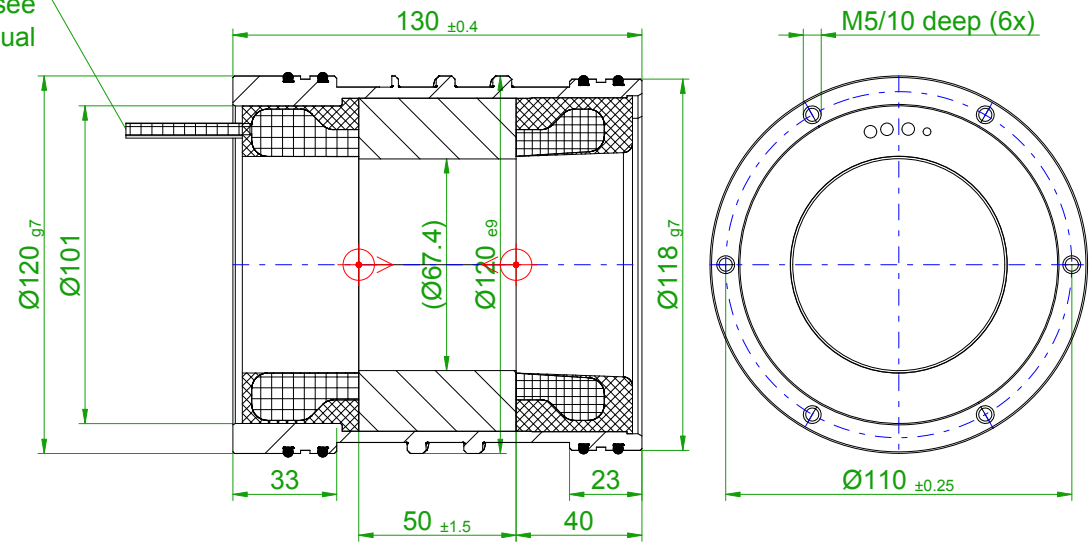


free cables 500 mm
for cable type see
configuration manual

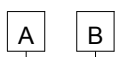
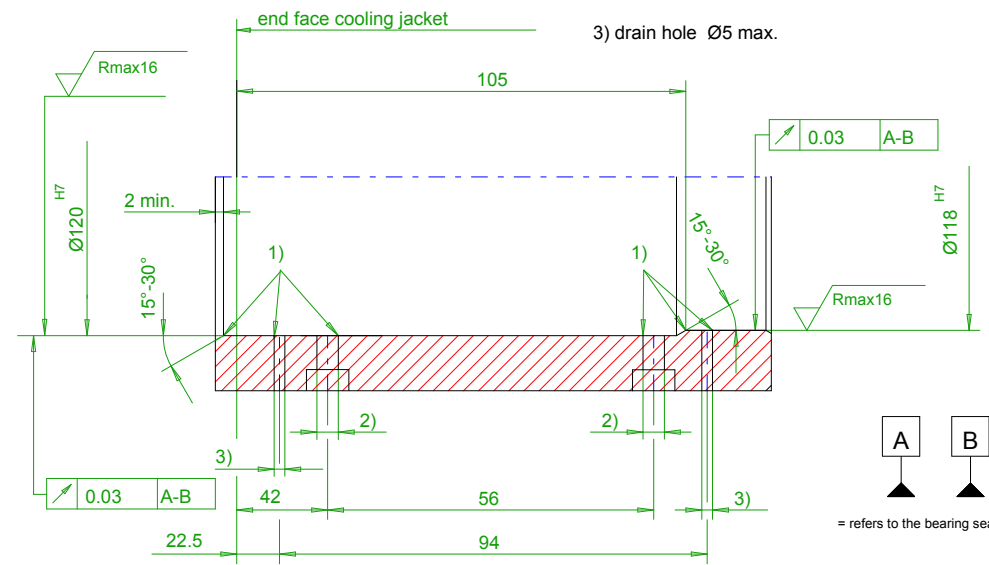


coolant
inlet/outlet

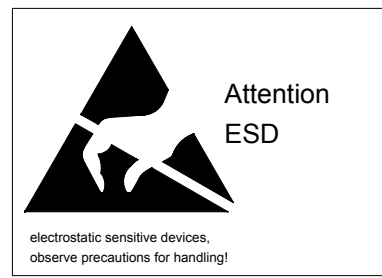


interface instructions
stator interface dimensions

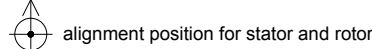
- 1) edges fillet $R_{max} 16$
- 2) coolant connection $\text{Ø} 12 \text{ max.}$
- 3) drain hole $\text{Ø} 5 \text{ max.}$



= refers to the bearing seat

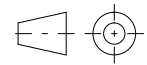


temperature-sensors can be damaged



scope of delivery with o-ring-seals

enclosure IP00



SIEMENS

Einheit / unit: mm	Einbau-Synchronmotor, Stator Built-in synchronous motor, stator:	1FE1051-4WN11-1B_2
nicht tolerierte Maße / not toleranced dimensions:	Optionen / options:	
Maßstab / scale: ohne / without	Gewicht / mass:	3.5 kg
CAD CREATOR 2.2 (WWW-Version V02.20.00.00)	Bemerkung / notice:	
	Druckdatum / print date:	25.04.2019