



**Non-reversing motor starter with fusible disconnect**  
**NEMA controller size 5**  
**3-Phase, 3-Pole**  
**Maximum voltage rating 600VAC**  
**Max Hp 60Hz: NA@200V; NA@230V; NA@460V; 125@575V**  
**Solid-state overload relay(s) with 55 - 250A range**  
**Control voltage 440-480V 50-60Hz/DC**  
**NEMA Type 1 enclosure**

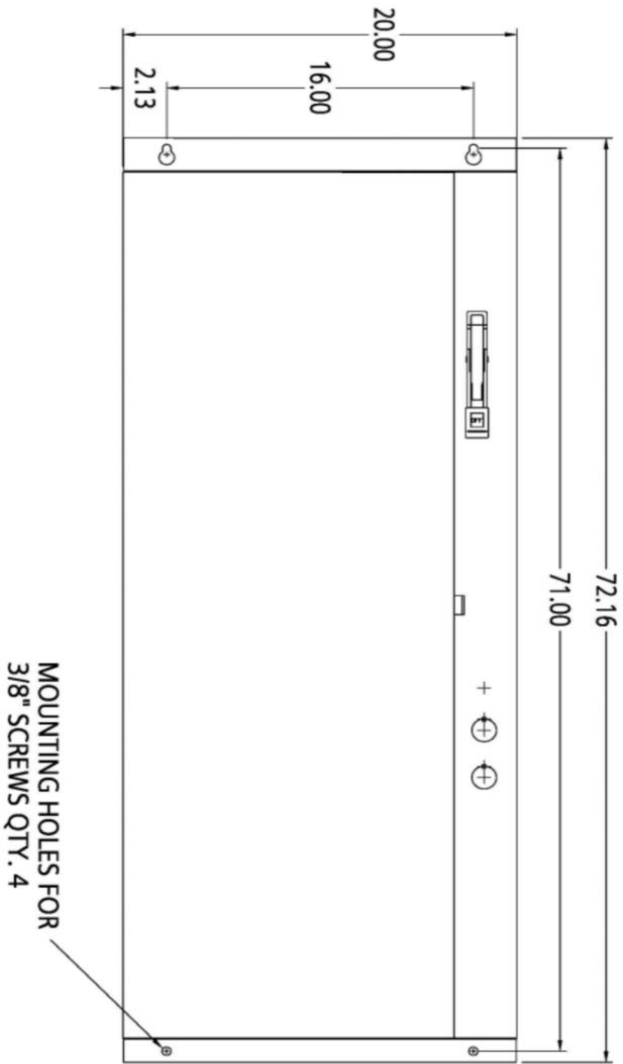
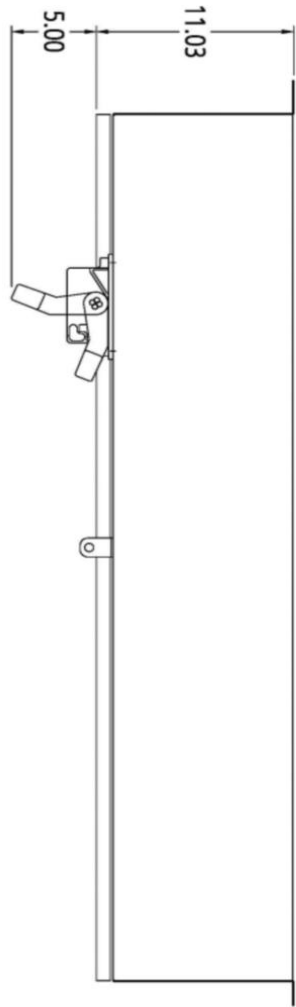


Image is representative and may not depict the actual product.

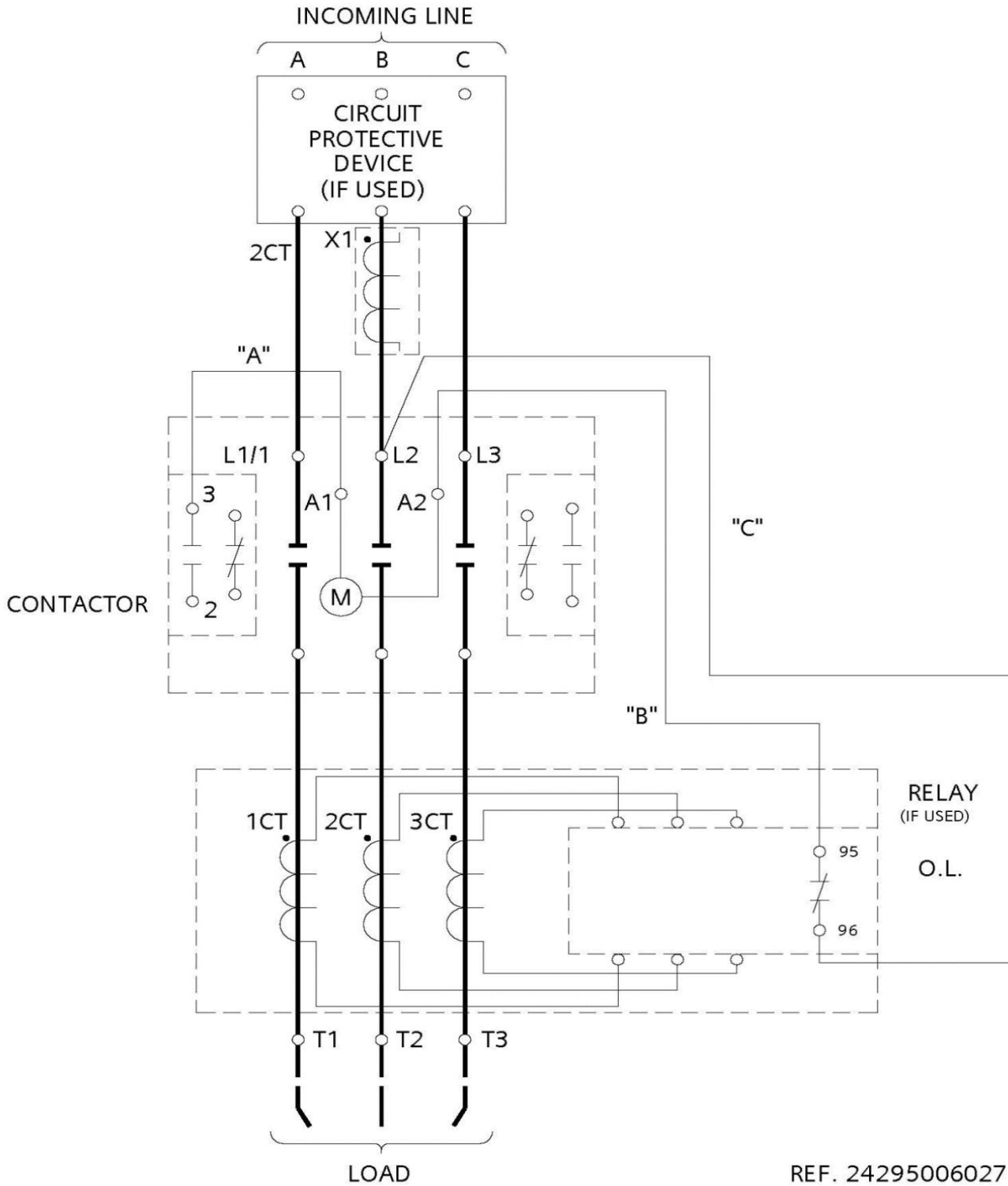
<b>General technical data:</b>	
Weight	205 lb
Height x Width x Depth	72 x 20 x 11 in.
Finger-safe (main circuit / control circuit)	NA / NA
Maximum altitude	6560 ft
Ambient storage temperature	(-30 to 65)°C / (-22 to 149)°F
Ambient operating temperature	(-20 to 40)°C / (-4 to 104)°F
Humidity (% non-condensing)	(no data)
Rated impulse voltage resistance	(no data)
Rated insulation voltage	(no data)
Country of origin	USA
<b>Contactors:</b>	
Number of NO main contacts	3
Amp rating	270A
Mechanical operating cycles	10,000,000
<b>Internal/standard auxiliary contact:</b>	
Number of NC / NO auxiliary contacts	2NC / 2NO
Rating	10A@240VAC (A300), 2.5A@250VDC (Q300)
<b>Optional auxiliary contact:</b>	
Max number of NC / NO auxiliary contacts	4NC / 4NO
Rating	10A@240VAC (A300), 2.5A@250VDC (Q300)
<b>Coil:</b>	
Voltage	440-480V 50-60Hz/DC Coil
Sealed watts	7.4W
Inrush / sealed power	590 / 6.7 VA
Normal coil operating limits (% of rated voltage)	85% - 110%
Typical drop-out volts (% of rated voltage)	60%
Pick-up time / Drop-out time	30-95 / 40-80 msec
<b>Overload Relay:</b>	
Current range	55 - 250A
Trip Class	Class 20
Trip detection	Overload
Phase failure sensitivity	Yes
Repeat accuracy	(no data)
Reset options	Manual and automatic
External reset	Yes
Test function	Electronics & manual actuation
Conformal coating on printed circuit board	No
Number of NC / NO auxiliary contacts	1NC / 1NO
Rating of auxiliary contacts	5A@600VAC (B600), 1A@250VDC (R300)

Single contact isolation	600V
Dual contact isolation	300V differing polarity / 600V common polarity
<b>Disconnect Switch:</b>	
Rating	200A with 200A/600V Class R fuse clips
Fuse type accepted	Class R
<b>Enclosure:</b>	
Type	NEMA Type 1 enclosure
Rating	Indoor general purpose use
<b>Mounting/wiring:</b>	
Mounting orientation	Vertical
Mounting type	Surface
Line side connection type / torque	Box lug / 275 lb in
Line side solid & stranded conductors	1x(6 AWG - 300 Kcmil) 75°C AL or CU
Load side connection type / torque	Box lug / 180-220 lb-in.
Load side solid & stranded conductors	2 x 2/0 AWG - 500 MCM
Coil connection type / torque	Screw / 7 lb in. - 10 lb in.
Coil solid & stranded conductors	2 x (18 - 14 AWG) CU 60/75°C
Main auxiliary contact connection type / torque	Screw / 7 lb in. - 10 lb in.
Main auxiliary contact solid & stranded conductors	2x (20 - 16), 2x (18 - 14) CU 60/75oC
OLR auxiliary contact connection type / torque	Screw / 7 lb in. - 10 lb in.
OLR auxiliary contact solid & stranded conductors	2 x (20 - 14 AWG) CU 60/75°C
<b>Short circuit current rating:</b>	
Fuses	10kA@600V (Class H or K); 100kA@600V (Class R or J)
<b>Certificates/approvals:</b>	
	<a href="#">UL (file no. E185287)</a> <a href="#">cUL (file no. E185287 for Canada)</a> <a href="#">CSA (file no. 006535 C 000)</a> <a href="#">ISO 9001 certification</a>
<b>Additional information:</b>	
	<a href="#">Brochure</a> <a href="#">OLR instruction sheet &amp; trip curves</a>

OUTLINE 72X20X11 NEMA 1/3/3R/4/12



DIMENSIONS ARE IN INCHES.  
FILE NAME: SFIS-D56032005-0211



REF. 24295006027