



circuit breaker 3VA5 UL Frame 400 breaking capacity class H 65 kA @ 480 V 3-pole, line protection TM240, ATAM, In=300 A overload protection Ir=240 A ...300 A short-circuit protection li=5...10 x In nut keeper kit on two sides

Model	
product brand name	SENTRON
product designation	Molded-case circuit breaker
product designation / according to UL file	HJAS
design of the product	System protection
design of the load switch / according to UL 489 / Heating, Air Conditioning, and Refrigeration circuit breaker (HACR Type)	Yes
design of the load switch / according to UL 489 / High-Intensity-Discharge circuit breaker (HID Type)	No
design of the load switch / according to UL 489 / Switching Duty circuit breaker (SWD Type)	No
design of the overcurrent release	TM240
protection function of the overcurrent release	LI
number of poles	3
General technical data	
insulation voltage / rated value	800 V
operating voltage / at DC / rated value	500 V
operating voltage / at AC / rated value	690 V
power loss [W] / maximum	70 W
power loss [W] / for rated value of the current / at AC / in hot operating state / per pole	23.4 W
mechanical service life (operating cycles) / typical	20 000
electrical endurance (operating cycles) / at AC-1 / at 380/415 V	6 000
electrical endurance (operating cycles) / at AC-1 / at 690 V	3 000
electrical endurance (operating cycles) / at 480 V	6 000
electrical endurance (operating cycles) / at 600 V	3 000
product feature / for neutral conductors / upgradable/retrofittable / short-circuit and overload proof	No
product function	
• communication function	No
• other measurement function	No
Net Weight	5.496 kg
Current	
marking / according to UL 489 / 100%-rated breaker	No
operational current	
• at 40 °C	300 A
• at 45 °C	294 A
• at 50 °C	288 A
• at 55 °C	282 A
• at 60 °C	276 A
• at 65 °C	270 A
• at 70 °C	264 A

Switching capacity according to IEC 60947

switching capacity class of the circuit breaker	H
maximum short-circuit current breaking capacity (I _{cu}) <ul style="list-style-type: none">• at 240 V• at 415 V• at 690 V	100 kA 70 kA 10 kA
operating short-circuit current breaking capacity (I _{cs}) <ul style="list-style-type: none">• at 240 V• at 415 V• at 690 V	100 kA 70 kA 6 kA
short-circuit current making capacity (I _{cm}) <ul style="list-style-type: none">• at 240 V• at 415 V• at 690 V	220 kA 154 kA 17 kA
design of short-circuit protection	For switching power values in DC networks, see the 3VA molded case circuit breaker device manual; link to be found under Service & Support in the last chapter

Switching capacity according to UL 489

current breaking capacity <ul style="list-style-type: none">• at 240 V• at 480 V• at 600 V	100 kA 65 kA 25 kA
--	--------------------------

Adjustable parameters

adjustable response value setting current (I _r) / of the L-trip / with I _{2t} characteristic <ul style="list-style-type: none">• minimum• maximum	240 A 300 A
adjustable response value delay time (t _r) / for L-tripping / with I _{2t} characteristic <ul style="list-style-type: none">• minimum• maximum	1 s 1 s
adjustable response value setting current (I _i) / for I-tripping <ul style="list-style-type: none">• minimum• maximum	1 500 A 3 000 A
adjustable setting current (I _{nN}) / for N-tripping <ul style="list-style-type: none">• minimum• maximum	0 A 0 A
product function / grounding protection	No

Mechanical Design

product component <ul style="list-style-type: none">• undervoltage release• voltage trigger• trip indicator	No No No
height [in]	9.76 in
height	248 mm
width [in]	5.43 in
width	138 mm
depth [in]	4.33 in
depth	110 mm

Connections

arrangement of electrical connectors / for main current circuit	Front connection
type of electrical connection / for main current circuit	nut keeper kit on both ends
type of connectable conductor cross-sections / for flat-bar terminal connection / minimum	20 x 1 mm
type of connectable conductor cross-sections / for flat-bar terminal connection / maximum	35 x 10 mm
design of the surface / of the connections / on the bottom of the switch (N, 2, 4, 6)	silver

Auxiliary circuit

number of CO contacts / for auxiliary contacts	0
--	---

Accessories

product extension / optional / motor drive	Yes
--	-----

Environmental conditions

protection class IP / on the front	IP40
ambient temperature	
<ul style="list-style-type: none"> during operation / minimum during operation / maximum during storage / minimum during storage / maximum 	<ul style="list-style-type: none"> -25 °C 70 °C -40 °C 80 °C
reference code / according to IEC 81346-2	Q

Approvals / Certificates

General Product Approval



[Confirmation](#)



[Miscellaneous](#)



EMV	Marine / Shipping	other
-----	-------------------	-------



[Miscellaneous](#)

other	Environment
-------	-------------

[Confirmation](#)

[Miscellaneous](#)

[Environmental Con-
firmations](#)

Further information

Information on the packaging

<https://support.industry.siemens.com/cs/ww/en/view/109813875>

Information- and Downloadcenter (Catalogs, Brochures,...)

<http://www.siemens.com/lowvoltage/catalogs>

Industry Mall (Online ordering system)

<https://mall.industry.siemens.com/mall/en/en/Catalog/product?mlfb=3VA5330-6EF32-0AA0>

Service&Support (Manuals, Certificates, Characteristics, FAQs,...)

<https://support.industry.siemens.com/cs/ww/en/ps/3VA5330-6EF32-0AA0>

Image database (product images, 2D dimension drawings, 3D models, device circuit diagrams, ...)

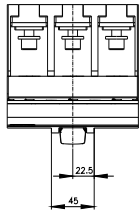
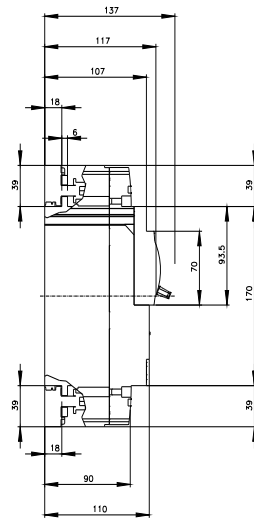
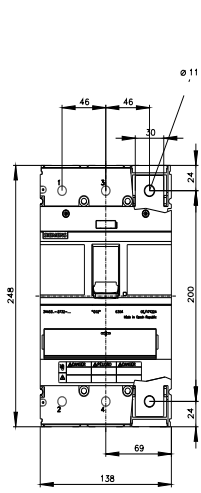
http://www.automation.siemens.com/bilddb/cax_en.aspx?mlfb=3VA5330-6EF32-0AA0

CAX-Online-Generator

<http://www.siemens.com/cax>

Tender specifications

<http://www.siemens.com/specifications>



CB



last modified:

7/15/2022 

