



circuit breaker 3VA5 UL Frame 800 breaking capacity class H 65 kA @ 480 V 4-pole, line protection TM230, FTAM, In=700 A overload protection Ir=700 A permanently set short-circuit protection Ii=5...10 x In N conductor unprotected cable connection on two sides

Model	
product brand name	SENTRON
product designation	Molded-case circuit breaker
product designation / according to UL file	HMAS
design of the product	System protection
design of the load switch / according to UL 489 / Heating, Air Conditioning, and Refrigeration circuit breaker (HACR Type)	Yes
design of the load switch / according to UL 489 / High-Intensity-Discharge circuit breaker (HID Type)	No
design of the load switch / according to UL 489 / Switching Duty circuit breaker (SWD Type)	No
design of the overcurrent release	TM230
protection function of the overcurrent release	LI
number of poles	4
General technical data	
insulation voltage / rated value	800 V
operating voltage / at DC / rated value	1 000 V
operating voltage / at AC / rated value	690 V
power loss [W] / maximum	183 W
power loss [W] / for rated value of the current / at AC / in hot operating state / per pole	61 W
mechanical service life (operating cycles) / typical	10 000
electrical endurance (operating cycles) / at AC-1 / at 380/415 V	4 800
electrical endurance (operating cycles) / at AC-1 / at 690 V	3 300
electrical endurance (operating cycles) / at 480 V	4 800
electrical endurance (operating cycles) / at 600 V	3 300
product feature / for neutral conductors / upgradable/retrofittable / short-circuit and overload proof	No
product function	
• communication function	No
• other measurement function	No
Net Weight	19.409 kg
Current	
marking / according to UL 489 / 100%-rated breaker	No
operational current	
• at 40 °C	700 A
• at 45 °C	680 A
• at 50 °C	659 A
• at 55 °C	639 A
• at 60 °C	619 A
• at 65 °C	599 A
• at 70 °C	578 A

**Switching capacity according to IEC 60947**

switching capacity class of the circuit breaker	H
maximum short-circuit current breaking capacity (I <sub>cu</sub> )	
• at 240 V	100 kA
• at 415 V	70 kA
• at 690 V	35 kA
operating short-circuit current breaking capacity (I <sub>cs</sub> )	
• at 240 V	100 kA
• at 415 V	70 kA
• at 690 V	19 kA
short-circuit current making capacity (I <sub>cm</sub> )	
• at 240 V	220 kA
• at 415 V	154 kA
• at 690 V	73.5 kA
design of short-circuit protection	For switching power values in DC networks, see the 3VA molded case circuit breaker device manual; link to be found under Service & Support in the last chapter

**Switching capacity according to UL 489**

current breaking capacity	
• at 240 V	100 kA
• at 480 V	65 kA
• at 600 V	25 kA

**Adjustable parameters**

adjustable response value setting current (I <sub>r</sub> ) / of the L-trip / with I <sub>2t</sub> characteristic	
• minimum	700 A
• maximum	700 A
adjustable response value delay time (t <sub>r</sub> ) / for L-tripping / with I <sub>2t</sub> characteristic	
• minimum	1 s
• maximum	1 s
adjustable response value setting current (I <sub>i</sub> ) / for I-tripping	
• minimum	3 500 A
• maximum	7 000 A
adjustable setting current (I <sub>nN</sub> ) / for N-tripping	
• minimum	0 A
• maximum	0 A
design of the N-conductor protection	Without
product function / grounding protection	No

**Mechanical Design**

product component	
• undervoltage release	No
• voltage trigger	No
• trip indicator	No
height [in]	12.91 in
height	328 mm
width [in]	11.02 in
type of connectable conductor cross-sections / of the round conductor terminal / stranded	2 x (4/0600 kcmil)
width	280 mm
depth [in]	4.72 in
depth	120 mm

**Connections**

arrangement of electrical connectors / for main current circuit	Front connection
type of electrical connection / for main current circuit	circular conductor terminal on both sides

**Auxiliary circuit**

number of CO contacts / for auxiliary contacts	0
--	---

**Environmental conditions**

protection class IP / on the front	IP40
ambient temperature	
• during operation / minimum	-25 °C
• during operation / maximum	70 °C

- during storage / minimum
- during storage / maximum

-40 °C

80 °C

reference code / according to IEC 81346-2

Q

## Approvals / Certificates

### General Product Approval



[Miscellaneous](#)

### General Product Approval

#### EMV

#### Test Certificates

#### Maritime application



[Type Test Certificates/Test Report](#)



### Maritime application

#### other

#### Environment



[Confirmation](#)

[Miscellaneous](#)

[Environmental Confirmations](#)

## Further information

### Information on the packaging

<https://support.industry.siemens.com/cs/ww/en/view/109813875>

### Information for data generation and storage

<https://support.industry.siemens.com/cs/ww/en/view/109995012>

### Information- and Downloadcenter (Catalogs, Brochures,...)

<http://www.siemens.com/lowvoltage/catalogs>

### Industry Mall (Online ordering system)

<https://mall.industry.siemens.com/mall/en/en/Catalog/product?mlfb=3VA5570-6EC46-0AA0>

### Service&Support (Manuals, Certificates, Characteristics, FAQs,...)

<https://support.industry.siemens.com/cs/ww/en/ps/3VA5570-6EC46-0AA0>

### Image database (product images, 2D dimension drawings, 3D models, device circuit diagrams, ...)

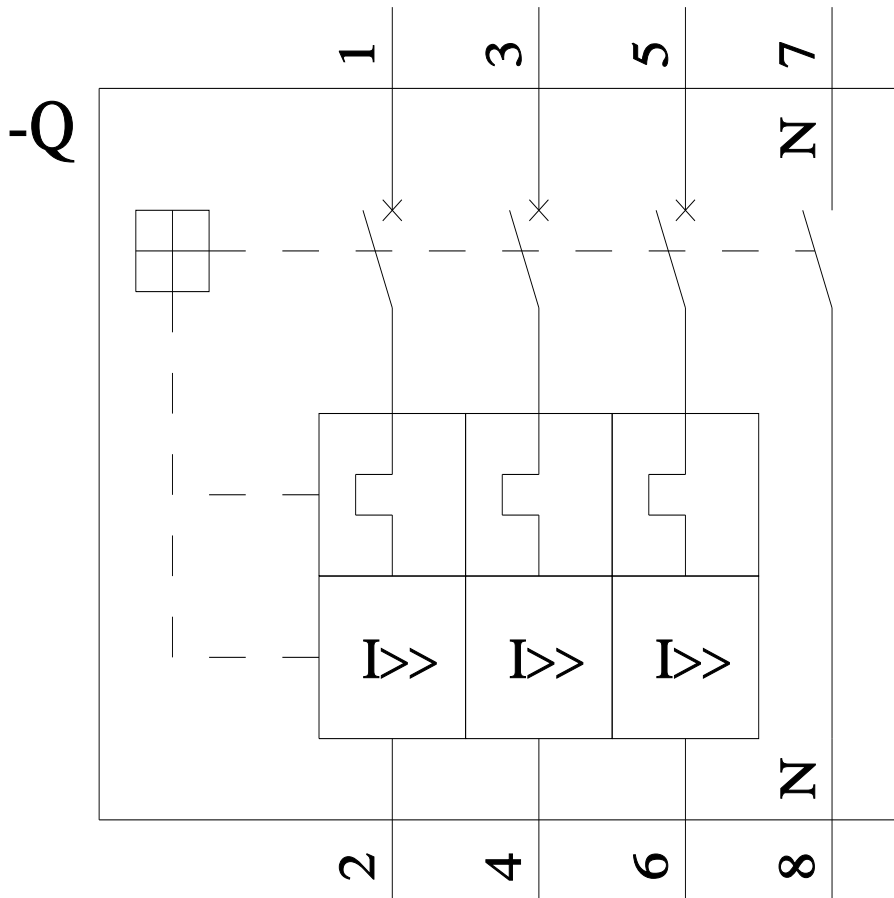
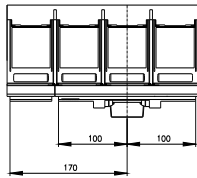
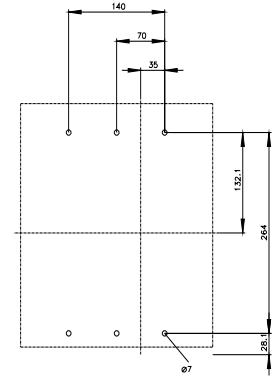
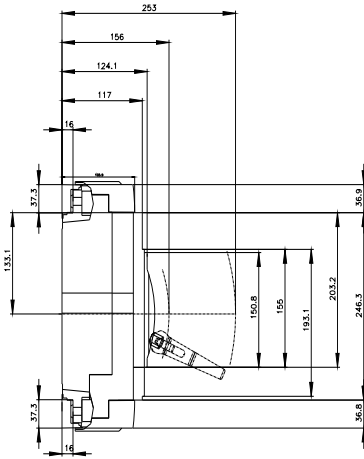
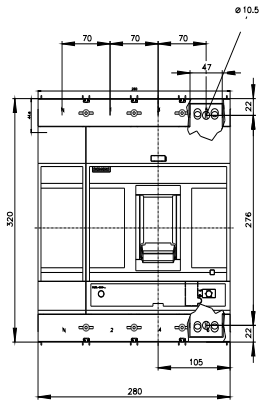
[http://www.automation.siemens.com/bilddb/cax\\_en.aspx?mlfb=3VA5570-6EC46-0AA0](http://www.automation.siemens.com/bilddb/cax_en.aspx?mlfb=3VA5570-6EC46-0AA0)

### CAX-Online-Generator

<http://www.siemens.com/cax>

### Tender specifications

<http://www.siemens.com/specifications>





---

last modified:

4/4/2025 

