

Safety position switch with tumbler Locking force 1300 N 5 directions of approaches Spring-locked Auxiliary release on front Magnet voltage 115 V AC Monitoring actuator 2 NC/1 NO Monitoring magnet 2 NC/1 NO Supplied without actuator. Actuator 3SE5000-0AV0. please order separately



Product brand name	SIRIUS
Product designation	Mechanical safety switches
Design of the product	with separate actuator and with tumbler
Product type designation	3SE5
Manufacturer's article number <ul style="list-style-type: none"> of the optional actuators 	3SE5000-0AV01 standard actuator, 3SE5000-0AV02 actuator with vertical fixing, 3SE5000-0AV03 actuator with transverse fixing, 3SE5000-0AV04 radius actuator, approach from left, 3SE5000-0AV05 universal actuator, 3SE5000-0AV06 radius actuator, approach fromright, 3SE5000-0AV07 Heavy Duty actuator, 3SE5000-0AW42 actuator with vertical fixing, stainless steel socket, 3SE5000-0AW43 actuator with transverse fixing, stainless steel socket, 3SE5000-0AW51 stainless steel actuator, 3SE5000-0AW52 stainless steel actuator with vertical fixing, 3SE5000-0AW53 stainless steel actuator with transverse fixing
Suitability for use safety switch	Yes

General technical data	
Product function <ul style="list-style-type: none"> positive opening 	Yes
Degree of pollution	class 3

Surge voltage resistance rated value	4 kV
Protection class IP	IP66/IP67
Shock resistance	30g / 11 ms
• acc. to IEC 60068-2-27	30 g / 11 ms
Mechanical service life (switching cycles)	
• typical	1 000 000
Electrical endurance (switching cycles) with contactor 3RH11, 3RT1016, 3RT1017, 3RT1024, 3RT1025, 3RT1026 typical	1 000 000
Electrical operating cycles in one hour with contactor 3RH11, 3RT1016, 3RT1017, 3RT1024, 3RT1025, 3RT1026	6 000
Thermal current	10 A
Material of the enclosure of the switch head	plastic
Reference code acc. to DIN EN 81346-2	B
Reference code acc. to DIN EN 61346-2	B
Continuous current of the C characteristic MCB	1 A; for a short-circuit current smaller than 400 A
Continuous current of the quick DIAZED fuse link	10 A; for a short-circuit current smaller than 400 A
Continuous current of the DIAZED fuse link gG	6 A; for a short-circuit current smaller than 400 A
Locking force	1 300 N
• acc. to DIN EN ISO 14119	1 000 N
Repeat accuracy	0.05 mm
Minimum actuating force in activation direction	30 N
Length of the sensor	185 mm
Width of the sensor	54 mm
Number of CO contacts for auxiliary contacts	2
Operating current at AC-15	
• at 24 V rated value	6 A
• at 240 V rated value	3 A
Operating current at DC-13	
• at 24 V rated value	3 A
• at 125 V rated value	0.55 A
• at 250 V rated value	0.27 A
Design of the interface for safety-related communication	without

Enclosure

Design of the housing	special design
Material of the enclosure	plastic
Design of the housing acc. to standard	No

Drive Head

Design of the operating mechanism	5 directions of approach
Design of the switching function	positive opening
Number of actuation directions	5

Circuit principle	slow-action contacts
Number of switching contacts safety-related	4
Connections/ Terminals	
Type of electrical connection	screw-type terminals
Type of connectable conductor cross-sections	
<ul style="list-style-type: none"> • solid • finely stranded with core end processing • at AWG conductors solid • at AWG conductors stranded 	1x (0.5 ... 1.5 mm ²), 2x (0.5 ... 0.75 mm ²) 1x (0.5 ... 1.5 mm ²), 2x (0.5 ... 0.75 mm ²) 1x (20 ... 16), 2x (20 ... 18) 1x (20 ... 16), 2x (20 ... 18)
Safety related data	
B10 value	
<ul style="list-style-type: none"> • with high demand rate acc. to SN 31920 	1 000 000
Proportion of dangerous failures	
<ul style="list-style-type: none"> • with high demand rate acc. to SN 31920 	20 %
Cable entry type	3 x (M20 x 1.5)
Locking mechanism design	spring-actuated lock (closed-circuit principle) with auxiliary release
Communication/ Protocol	
Design of the interface	without
Ambient conditions	
Explosion protection category for dust	none
Supply voltage	
Supply voltage of magnet coil	115 V
Installation/ mounting/ dimensions	
Mounting position	any
Mounting type	screw fixing
Certificates/ approvals	

General Product Approval	Functional Safety/Safety of Machinery	Declaration of Conformity
--------------------------	---------------------------------------	---------------------------



CCC



CSA



UL



[Type Examination Certificate](#)

[Miscellaneous](#)

Declaration of Conformity	Test Certificates	other
---------------------------	-------------------	-------



EG-Konf.

[Type Test Certificates/Test Report](#)

[Confirmation](#)

Further information

Information- and Downloadcenter (Catalogs, Brochures,...)

www.siemens.com/sirius/catalogs

Industry Mall (Online ordering system)

<https://mall.industry.siemens.com/mall/en/en/Catalog/product?mlfb=3SE5322-0SD22>

Cax online generator

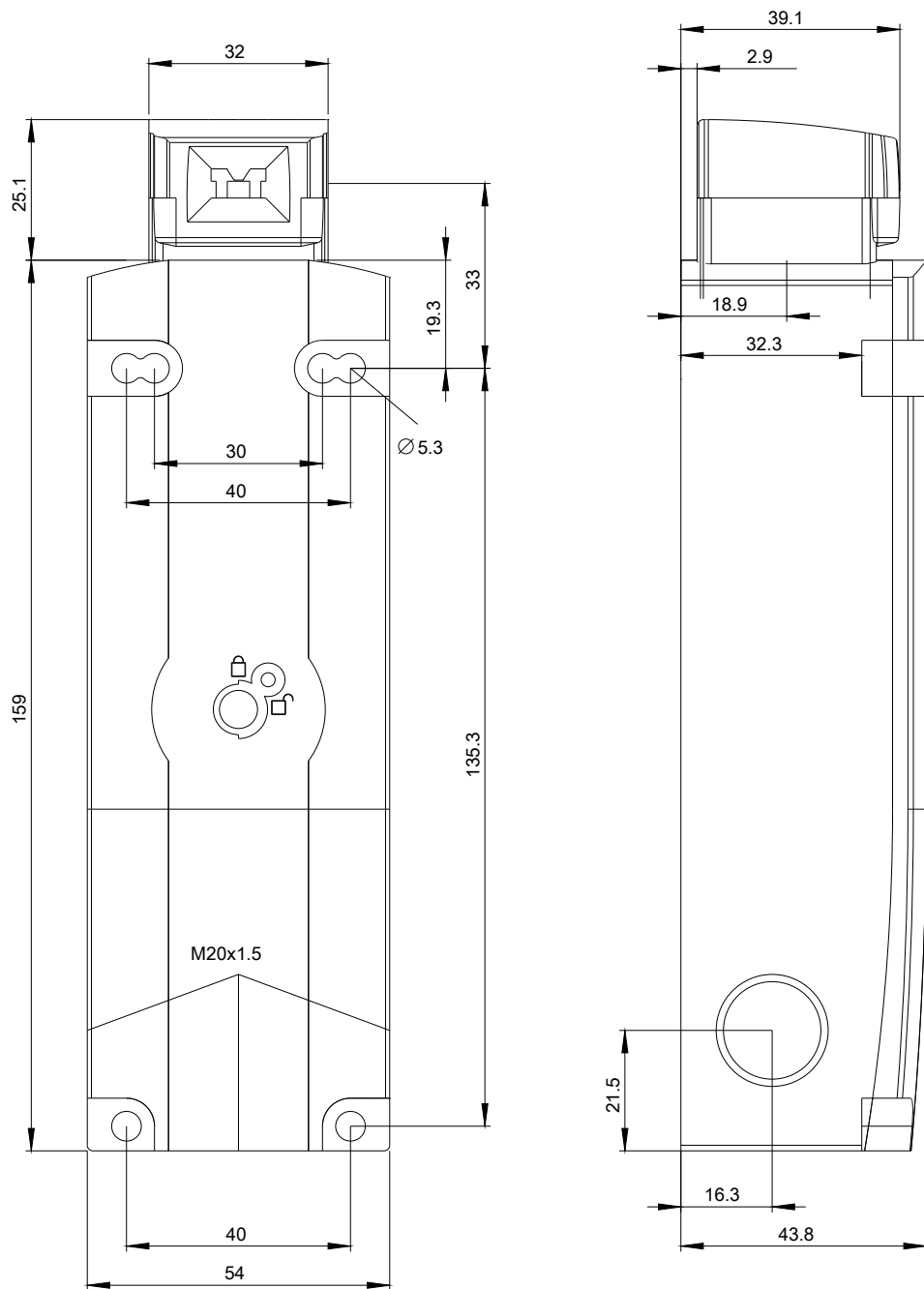
<http://support.automation.siemens.com/WW/CAXorder/default.aspx?lang=en&mlfb=3SE5322-0SD22>

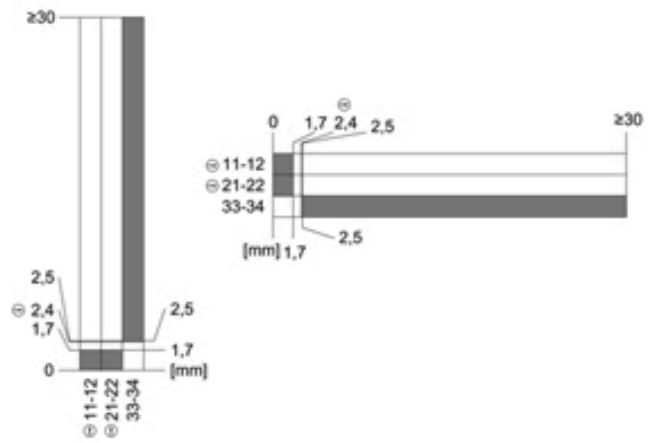
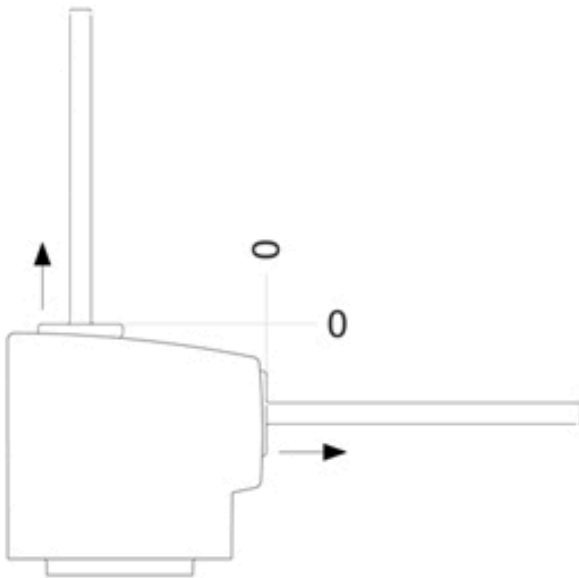
Service&Support (Manuals, Certificates, Characteristics, FAQs,...)

<https://support.industry.siemens.com/cs/ww/en/ps/3SE5322-0SD22>

Image database (product images, 2D dimension drawings, 3D models, device circuit diagrams, EPLAN macros, ...)

http://www.automation.siemens.com/bilddb/cax_de.aspx?mlfb=3SE5322-0SD22&lang=en





last modified:

07/26/2019