



circuit breaker 3VA5 UL Frame 800 breaking capacity class C 100 kA @ 480 V 4-pole, line protection TM230, FTAM, In=600 A overload protection Ir=600 A permanently set short-circuit protection Ii=5...10 x In N conductor unprotected cable connection on two sides

Model	
product brand name	SENTRON
product designation	Molded-case circuit breaker
product designation / according to UL file	CMAS
design of the product	System protection
design of the load switch / according to UL 489 / Heating, Air Conditioning, and Refrigeration circuit breaker (HACR Type)	Yes
design of the load switch / according to UL 489 / High-Intensity-Discharge circuit breaker (HID Type)	No
design of the load switch / according to UL 489 / Switching Duty circuit breaker (SWD Type)	No
design of the overcurrent release	TM230
protection function of the overcurrent release	LI
number of poles	4
General technical data	
insulation voltage / rated value	800 V
operating voltage / at DC / rated value	1 000 V
operating voltage / at AC / rated value	690 V
power loss [W] / maximum	162 W
power loss [W] / for rated value of the current / at AC / in hot operating state / per pole	54 W
mechanical service life (operating cycles) / typical	10 000
electrical endurance (operating cycles) / at AC-1 / at 380/415 V	5 100
electrical endurance (operating cycles) / at AC-1 / at 690 V	3 500
electrical endurance (operating cycles) / at 480 V	5 100
electrical endurance (operating cycles) / at 600 V	3 500
product feature / for neutral conductors / upgradable/retrofittable / short-circuit and overload proof	No
product function	
• communication function	No
• other measurement function	No
Net Weight	19.409 kg
Current	
marking / according to UL 489 / 100%-rated breaker	No
operational current	
• at 40 °C	600 A
• at 45 °C	583 A
• at 50 °C	566 A
• at 55 °C	549 A
• at 60 °C	532 A
• at 65 °C	515 A
• at 70 °C	497 A

Switching capacity according to IEC 60947

switching capacity class of the circuit breaker	C
maximum short-circuit current breaking capacity (I _{cu})	
• at 240 V	200 kA
• at 415 V	110 kA
• at 690 V	35 kA
operating short-circuit current breaking capacity (I _{cs})	
• at 240 V	150 kA
• at 415 V	85 kA
• at 690 V	19 kA
short-circuit current making capacity (I _{cm})	
• at 240 V	440 kA
• at 415 V	242 kA
• at 690 V	73.5 kA
design of short-circuit protection	For switching power values in DC networks, see the 3VA molded case circuit breaker device manual; link to be found under Service & Support in the last chapter

Switching capacity according to UL 489

current breaking capacity	
• at 240 V	200 kA
• at 480 V	100 kA
• at 600 V	50 kA

Adjustable parameters

adjustable response value setting current (I _r) / of the L-trip / with I _{2t} characteristic	
• minimum	600 A
• maximum	600 A
adjustable response value delay time (t _r) / for L-tripping / with I _{2t} characteristic	
• minimum	1 s
• maximum	1 s
adjustable response value setting current (I _i) / for I-tripping	
• minimum	3 000 A
• maximum	6 000 A
adjustable setting current (I _{nN}) / for N-tripping	
• minimum	0 A
• maximum	0 A
design of the N-conductor protection	Without
product function / grounding protection	No

Mechanical Design

product component	
• undervoltage release	No
• voltage trigger	No
• trip indicator	No
height [in]	12.91 in
height	328 mm
width [in]	11.02 in
type of connectable conductor cross-sections / of the round conductor terminal / stranded	2 x (4/0600 kcmil)
width	280 mm
depth [in]	4.72 in
depth	120 mm

Connections

arrangement of electrical connectors / for main current circuit	Front connection
type of electrical connection / for main current circuit	circular conductor terminal on both sides

Auxiliary circuit

number of CO contacts / for auxiliary contacts	0
--	---

Environmental conditions

protection class IP / on the front	IP40
ambient temperature	
• during operation / minimum	-25 °C
• during operation / maximum	70 °C

- during storage / minimum
- during storage / maximum

-40 °C

80 °C

reference code / according to IEC 81346-2

Q

Approvals / Certificates

General Product Approval



[Miscellaneous](#)

General Product Approval

EMV

Test Certificates

Maritime application



[Type Test Certificates/Test Report](#)



Maritime application

other

Environment



[Confirmation](#)

[Miscellaneous](#)

[Environmental Confirmations](#)

Further information

Information on the packaging

<https://support.industry.siemens.com/cs/ww/en/view/109813875>

Information for data generation and storage

<https://support.industry.siemens.com/cs/ww/en/view/109995012>

Information- and Downloadcenter (Catalogs, Brochures,...)

<http://www.siemens.com/lowvoltage/catalogs>

Industry Mall (Online ordering system)

<https://mall.industry.siemens.com/mall/en/en/Catalog/product?mlfb=3VA5560-7EC46-0AA0>

Service&Support (Manuals, Certificates, Characteristics, FAQs,...)

<https://support.industry.siemens.com/cs/ww/en/ps/3VA5560-7EC46-0AA0>

Image database (product images, 2D dimension drawings, 3D models, device circuit diagrams, ...)

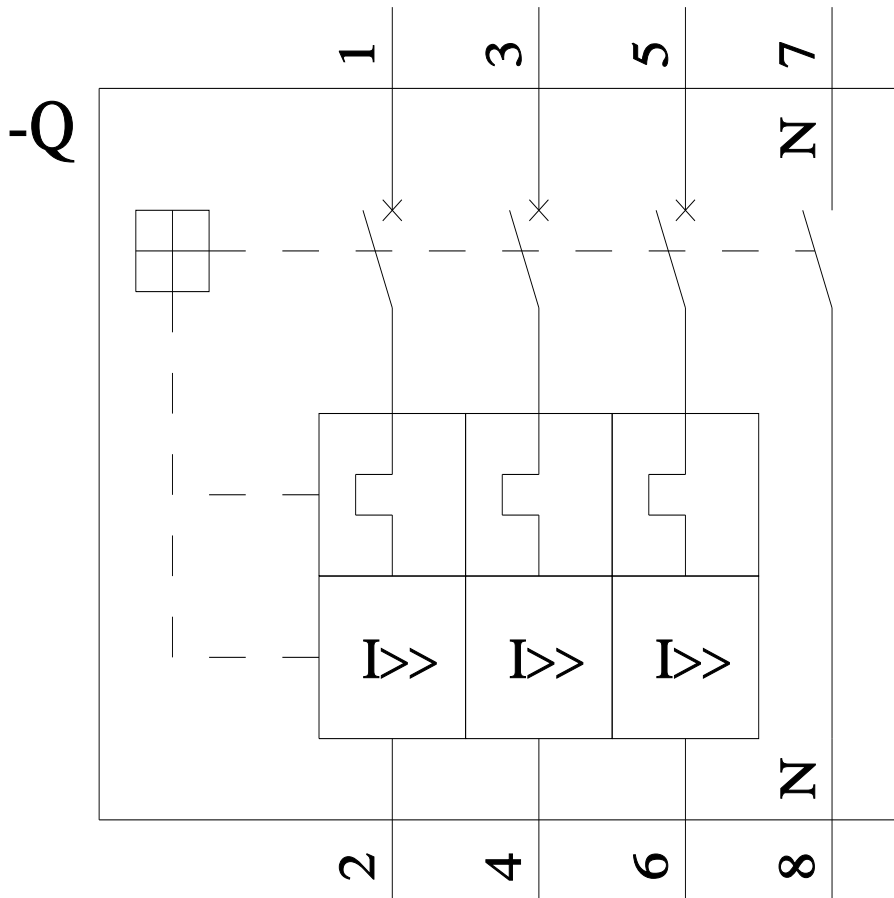
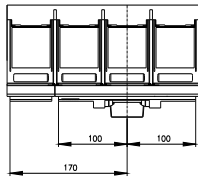
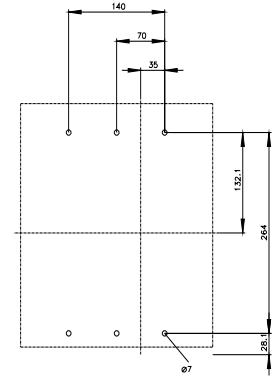
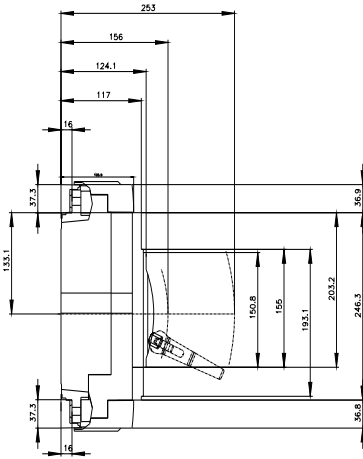
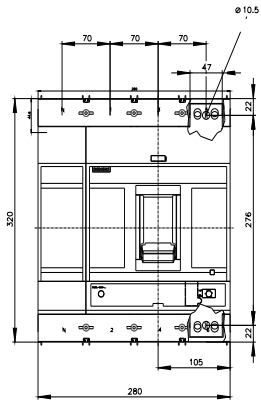
http://www.automation.siemens.com/bilddb/cax_en.aspx?mlfb=3VA5560-7EC46-0AA0

CAX-Online-Generator

<http://www.siemens.com/cax>

Tender specifications

<http://www.siemens.com/specifications>





last modified:

4/4/2025

