

Pushbutton, 22 mm, round, plastic, yellow, pushbutton, flat, momentary contact type, with holder 1 NO+1 NC, screw terminal,



Product brand name	SIRIUS ACT
Product designation	Pushbuttons
Design of the product	Complete unit
Product type designation	3SU1
Manufacturer's article number	
<ul style="list-style-type: none"> • 1 of supplied contact module • of the supplied holder • of the supplied actuator 	3SU1400-1AA10-1FA0 3SU1500-0AA10-0AA0 3SU1000-0AB30-0AA0
Number of command points	1

Actuator	
Design of the operating mechanism	Button, flat
Manner of function of the actuating element	Momentary contact type
Product extension optional Light source	No
Color	
<ul style="list-style-type: none"> • of the actuating element 	Yellow
Material of the actuating element	plastic
Shape of the actuating element	round
Outer diameter of the actuating element	29.45 mm
Number of contact modules	1

Front ring	
Product component front ring	Yes
Design of the front ring	Standard
Material of the front ring	plastic
Color of the front ring	black
Holder	
Material of the holder	Plastic
Display	
Number of LED modules	0
General technical data	
Product function	
• positive opening	Yes
Product component	
• Light source	No
Insulation voltage	
• rated value	500 V
Degree of pollution	3
Type of voltage	
• of the operating voltage	AC/DC
Surge voltage resistance rated value	6 kV
Protection class IP	IP66, IP67, IP69(IP69K)
• of the terminal	IP20
Degree of protection NEMA rating	NEMA 1, 2, 3, 3R, 4, 4X, 12, 13
Shock resistance	
• acc. to IEC 60068-2-27	Sinusoidal half-wave 50 g / 11 ms
• for railway applications acc. to DIN EN 61373	Category 1, Class B
Operating frequency maximum	3 600 1/h
Mechanical service life (switching cycles)	
• typical	10 000 000
Electrical endurance (switching cycles)	
• typical	10 000 000
Thermal current	10 A
Reference code acc. to DIN EN 81346-2	S
Reference code acc. to DIN EN 61346-2	S
Continuous current of the C characteristic MCB	10 A; for a short-circuit current smaller than 400 A
Continuous current of the quick DIAZED fuse link	10 A
Continuous current of the DIAZED fuse link gG	10 A
Operating voltage	
• at AC	
— at 50 Hz rated value	5 ... 500 V
— at 60 Hz rated value	5 ... 500 V

- at DC
- rated value

5 ... 500 V

Power Electronics

(contact reliability)

One maloperation per 100 million (17 V, 5 mA), one maloperation per 10 million (5 V, 1 mA)

Auxiliary circuit

Design of the contact of auxiliary contacts Silver alloy

Number of NC contacts for auxiliary contacts 1

Number of NO contacts for auxiliary contacts 1

Number of CO contacts

- for auxiliary contacts 0

Connections/Terminals

Type of electrical connection

- of modules and accessories Screw-type terminal

Type of connectable conductor cross-sections

- solid with core end processing 2x (0.5 ... 0.75 mm²)
- solid without core end processing 2x (1.0 ... 1.5 mm²)
- finely stranded with core end processing 2x (0.5 ... 1.5 mm²)
- finely stranded without core end processing 2x (1,0 ... 1,5 mm²)
- at AWG conductors 2x (18 ... 14)

Tightening torque of the screws in the bracket 1 ... 1.2 N·m

Tightening torque

- with screw-type terminals 0.8 ... 0.9 N·m

Ambient conditions

Ambient temperature

- during operation -25 ... +70 °C
- during storage -40 ... +80 °C

Environmental category during operation acc. to IEC 60721 3M6, 3S2, 3B2, 3C3, 3K6 (with relative air humidity of 10 ... 95 %, no condensation in operation permitted for all devices behind front panel)

Installation/ mounting/ dimensions

- (mounting type) front mounting
- Mounting type of modules and accessories Front plate mounting

(height) 40 mm

Width 30 mm

Shape of the installation opening round

(mounting diameter) 22.3 mm

Positive tolerance of installation diameter 0.4 mm

Mounting height 11 mm

Installation width 29.5 mm

Installation depth 71.7 mm

Certificates/approvals

General Product Approval

Declaration of Conformity



CCC



CSA



UL



EG-Konf.

[Miscellaneous](#)

Test Certificates

Marine / Shipping

[Type Test Certificates/Test Report](#)



ABS



LRS



PRS



RINA



RMRS

Marine / Shipping

other

[Confirmation](#)



Further information

Information- and Downloadcenter (Catalogs, Brochures,...)

<http://www.siemens.com/industrial-controls/catalogs>

Industry Mall (Online ordering system)

<https://mall.industry.siemens.com/mall/en/en/Catalog/product?mfb=3SU1100-0AB30-1FA0>

Cax online generator

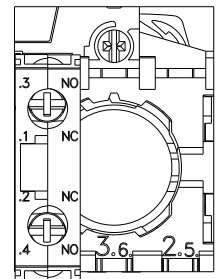
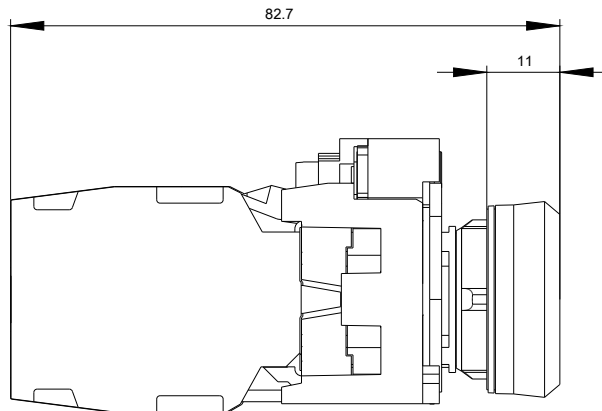
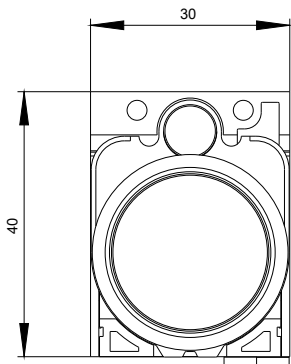
<http://support.automation.siemens.com/WW/CAXorder/default.aspx?lang=en&mfb=3SU1100-0AB30-1FA0>

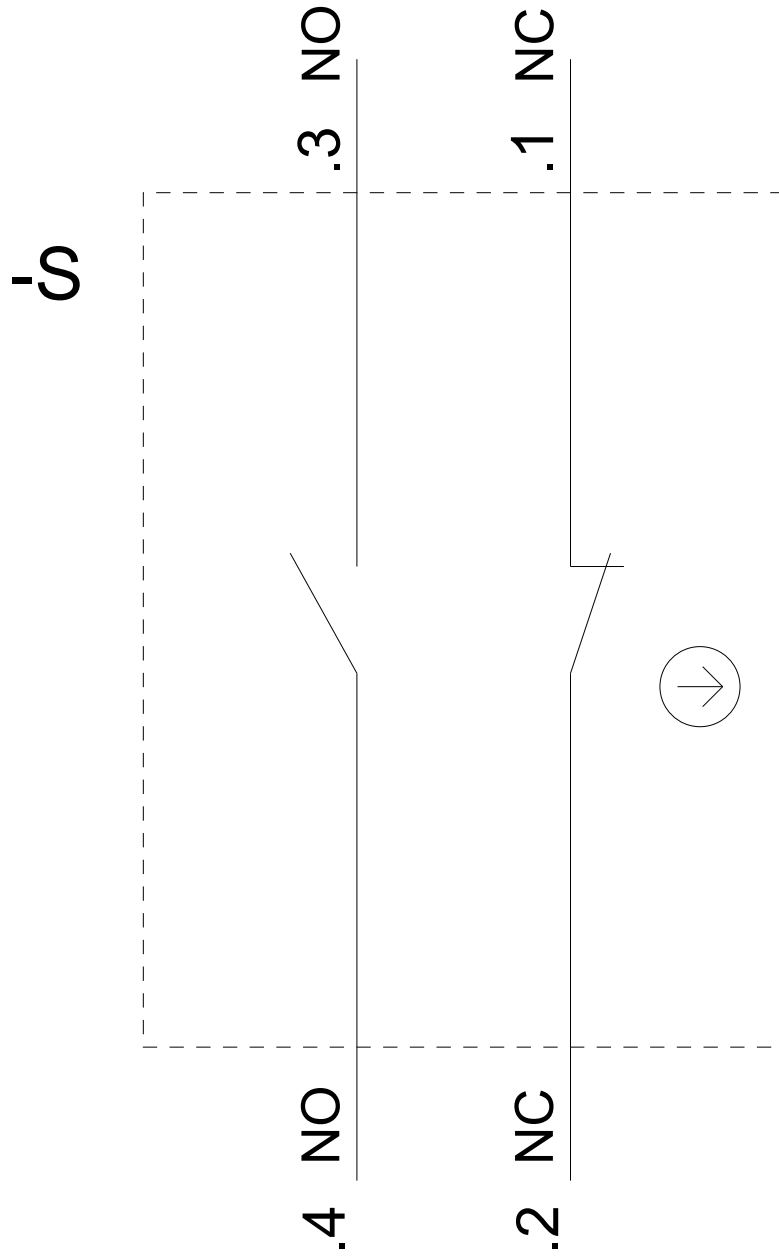
Service&Support (Manuals, Certificates, Characteristics, FAQs,...)

<https://support.industry.siemens.com/cs/ww/en/ps/3SU1100-0AB30-1FA0>

Image database (product images, 2D dimension drawings, 3D models, device circuit diagrams, EPLAN macros, ...)

http://www.automation.siemens.com/bilddb/cax_de.aspx?mfb=3SU1100-0AB30-1FA0&lang=en





last modified:

07/26/2019