

Key-operated switch CES, 22 mm, round, plastic with metal front ring, lock number SSG10, with 2 keys, 3 switch positions I-O-II, latching, actuating angle 2x45°, 10:30h/12h/13:30h, key removal I, with laser labeling, lower case



Product brand name	SIRIUS ACT
Product designation	Key-operated switches
Design of the product	Actuating/signaling element
Product type designation	3SU1
Product line	Plastic with metal front ring, matt, 22 mm
Manufacturer's article number	
• of included key	<a href="#">3SU1950-0FP80-0AA0</a>

Actuator	
Manner of function of the actuating element	latching, 2x45° (10:30 h/12 h/13:30 h)
Product extension optional Light source	No
Color	
• of the actuating element	silver
Material of the actuating element	metal
Shape of the actuating element	Key
Outer diameter of the actuating element	29.5 mm
Marking of the actuating element	Any inscription, text in lower case
Number of switching positions	3
Switch position for key distraction	I
Actuating angle	

• clockwise	45°
• anticlockwise	45°
<b>Lock make</b>	CES
<b>Key number</b>	SSG10

Front ring	
<b>Product component front ring</b>	Yes
<b>Design of the front ring</b>	Standard
<b>Material of the front ring</b>	Metal, matt
<b>Color of the front ring</b>	sand gray

General technical data	
<b>Protection class IP</b>	IP66, IP67, IP69(IP69K)
• of the terminal	IP20
<b>Degree of protection NEMA rating</b>	1, 2, 3, 3R, 4, 4X, 12, 13
<b>Shock resistance</b>	
• acc. to IEC 60068-2-27	Sinusoidal half-wave 50 g / 11 ms
• for railway applications acc. to DIN EN 61373	Category 1, Class B
<b>Vibration resistance</b>	
• acc. to IEC 60068-2-6	10 ... 500 Hz: 5g
• for railway applications acc. to DIN EN 61373	Category 1, Class B
<b>Operating frequency maximum</b>	1 800 1/h
<b>Mechanical service life (switching cycles)</b>	
• typical	1 000 000
<b>Reference code acc. to DIN EN 81346-2</b>	S
<b>Reference code acc. to DIN EN 61346-2</b>	S





Safety related data	
<b>B10 value</b>	
• with high demand rate acc. to SN 31920	300 000
<b>Proportion of dangerous failures</b>	
• with low demand rate acc. to SN 31920	20 %
• with high demand rate acc. to SN 31920	20 %
<b>Failure rate [FIT]</b>	
• with low demand rate acc. to SN 31920	100 FIT
<b>T1 value for proof test interval or service life acc. to IEC 61508</b>	20 y

Ambient conditions	
<b>Ambient temperature</b>	
• during operation	-25 ... +70 °C
• during storage	-40 ... +80 °C
Environmental category during operation acc. to IEC 60721	3M6, 3S2, 3B2, 3C3, 3K6 (with relative air humidity of 10 ... 95 %)

### Installation/ mounting/ dimensions

Height	29.5 mm
Width	29.5 mm
Shape of the installation opening	round
Mounting diameter	22.3 mm
Positive tolerance of installation diameter	0.4 mm
Mounting height	61 mm
Installation width	29.5 mm
Installation depth	25.4 mm

#### Certificates/ approvals

General Product Approval	Declaration of Conformity	Test Certificates
 CSA	 UL	
	 EG-Konf.	<a href="#">Miscellaneous</a>
		<a href="#">Type Test Certificates/Test Report</a>

Test Certificates	Marine / Shipping
-------------------	-------------------

[Special Test Certificate](#)



ABS



LRS



PRS



RINA



RMRS

Marine / Shipping	other
-------------------	-------



[Confirmation](#)

#### Further information

**Information- and Downloadcenter (Catalogs, Brochures,...)**

<https://www.siemens.com/ic10>

**Industry Mall (Online ordering system)**

<https://mall.industry.siemens.com/mall/en/en/Catalog/product?mlfb=3SU1030-5BL21-0AA0-Z Y12>

**Cax online generator**

<http://support.automation.siemens.com/WW/CAXorder/default.aspx?lang=en&mlfb=3SU1030-5BL21-0AA0-Z Y12>

**Service&Support (Manuals, Certificates, Characteristics, FAQs,...)**

<https://support.industry.siemens.com/cs/ww/en/ps/3SU1030-5BL21-0AA0-Z Y12>

**Image database (product images, 2D dimension drawings, 3D models, device circuit diagrams, EPLAN macros, ...)**

[http://www.automation.siemens.com/bilddb/cax\\_de.aspx?mlfb=3SU1030-5BL21-0AA0-Z Y12&lang=en](http://www.automation.siemens.com/bilddb/cax_de.aspx?mlfb=3SU1030-5BL21-0AA0-Z Y12&lang=en)

last modified:

02/18/2020