

Coordinate switch, 22 mm, round, plastic, black, 2 switch positions, vertical, momentary contact type, without mechanical interlocking, with laser labeling, upper case and lower case, always upper case at the beginning of the word



Product brand name	SIRIUS ACT
Product designation	Coordinate switches
Design of the product	Actuating/signaling element
Product type designation	3SU1
Product line	Plastic, black, 22 mm

Actuator	
Design of the operating mechanism	without mechanical interlock
Manner of function of the actuating element	momentary contact type
Direction of actuation	Vertical
Color	
• of the actuating element	black
Material of the actuating element	plastic
Shape of the actuating element	Extended handle
Outer diameter of the actuating element	30.5 mm
Marking of the actuating element	Any inscription, text in upper/lower case, all words begin with upper case letters
Number of switching positions	2
Maximum deflection angle [°]	30°

Front ring

Product component front ring	Yes
Design of the front ring	high
Material of the front ring	plastic
Color of the front ring	black

General technical data

Protection class IP	IP65, IP67
Degree of protection NEMA rating	NEMA 1, 2, 3, 3R, 4, 4X, 12, 13
Shock resistance	Sinusoidal half-wave 50 g / 11 ms Category 1, Class B
<ul style="list-style-type: none"> • acc. to IEC 60068-2-27 • for railway applications acc. to DIN EN 61373 	
Vibration resistance	10 ... 500 Hz: 5g Category 1, Class B
<ul style="list-style-type: none"> • acc. to IEC 60068-2-6 • for railway applications acc. to DIN EN 61373 	
Operating frequency maximum	3 600 1/h
Mechanical service life (switching cycles)	500 000
<ul style="list-style-type: none"> • as operating period per direction of actuation typical 	
Reference code acc. to DIN EN 81346-2	S
Reference code acc. to DIN EN 61346-2	S

Safety related data

B10 value	250 000
<ul style="list-style-type: none"> • with high demand rate acc. to SN 31920 	
Proportion of dangerous failures	20 %
<ul style="list-style-type: none"> • with low demand rate acc. to SN 31920 • with high demand rate acc. to SN 31920 	20 %
Failure rate [FIT]	100 FIT
<ul style="list-style-type: none"> • with low demand rate acc. to SN 31920 	
T1 value for proof test interval or service life acc. to IEC 61508	20 y

Ambient conditions





Ambient temperature	-25 ... +70 °C
<ul style="list-style-type: none"> • during operation • during storage 	-40 ... +80 °C
Environmental category during operation acc. to IEC 60721	3M6, 3S2, 3B2, 3C3, 3K6 (with relative air humidity of 10 ... 95 %)

Installation/ mounting/ dimensions


Height	30.5 mm
Width	30.5 mm
Shape of the installation opening	round
Mounting diameter	22.3 mm
Positive tolerance of installation diameter	0.4 mm
Mounting height	71.3 mm

Installation width	30.5 mm
Installation depth	25.6 mm

Certificates/ approvals

General Product Approval	Declaration of Conformity	Test Certificates
 CSA	 UL	
	 EG-Konf.	Miscellaneous Type Test Certificates/Test Report

Test Certificates	Marine / Shipping
Special Test Certificate	 ABS
	 LRS
	 PRS
	 RINA
	 RMRS

Marine / Shipping	other
 DNV-GL DNVGL.COM/AF	Confirmation

Further information

Information- and Downloadcenter (Catalogs, Brochures,...)

<https://www.siemens.com/ic10>

Industry Mall (Online ordering system)

<https://mall.industry.siemens.com/mall/en/en/Catalog/product?mlfb=3SU1000-7AD10-0AA0-Z Y15>

Cax online generator

<http://support.automation.siemens.com/WW/CAXorder/default.aspx?lang=en&mlfb=3SU1000-7AD10-0AA0-Z Y15>

Service&Support (Manuals, Certificates, Characteristics, FAQs,...)

<https://support.industry.siemens.com/cs/ww/en/ps/3SU1000-7AD10-0AA0-Z Y15>

Image database (product images, 2D dimension drawings, 3D models, device circuit diagrams, EPLAN macros, ...)

http://www.automation.siemens.com/bilddb/cax_de.aspx?mlfb=3SU1000-7AD10-0AA0-Z Y15&lang=en

last modified:

02/06/2020