

Coordinate switch, 22 mm, round, plastic with metal front ring, black, 4 switch positions, latching, without mechanical interlocking, with laser labeling, upper case



Product brand name	SIRIUS ACT
Product designation	Coordinate switches
Design of the product	Actuating/signaling element
Product type designation	3SU1
Product line	Plastic with metal front ring, matt, 22 mm

Actuator	
Design of the operating mechanism	without mechanical interlock
Manner of function of the actuating element	latching
Direction of actuation	horizontal / vertical
Color	
• of the actuating element	black
Material of the actuating element	plastic
Shape of the actuating element	Extended handle
Outer diameter of the actuating element	30.5 mm
Marking of the actuating element	Any inscription, text in upper case
Number of switching positions	4
Maximum deflection angle [°]	30°

Front ring	
Product component front ring	Yes

Design of the front ring	high
Material of the front ring	Metal, matt
Color of the front ring	sand gray

General technical data

Protection class IP	IP65, IP67
Degree of protection NEMA rating	NEMA 1, 2, 3, 3R, 4, 4X, 12, 13
Shock resistance	<ul style="list-style-type: none"> • acc. to IEC 60068-2-27 Sinusoidal half-wave 50 g / 11 ms • for railway applications acc. to DIN EN 61373 Category 1, Class B
Vibration resistance	<ul style="list-style-type: none"> • acc. to IEC 60068-2-6 10 ... 500 Hz: 5g • for railway applications acc. to DIN EN 61373 Category 1, Class B
Operating frequency maximum	3 600 1/h
Mechanical service life (switching cycles)	<ul style="list-style-type: none"> • as operating period per direction of actuation typical 100 000
Reference code acc. to DIN EN 81346-2	S
Reference code acc. to DIN EN 61346-2	S

Safety related data

B10 value	<ul style="list-style-type: none"> • with high demand rate acc. to SN 31920 100 000
Proportion of dangerous failures	<ul style="list-style-type: none"> • with low demand rate acc. to SN 31920 20 % • with high demand rate acc. to SN 31920 20 %
Failure rate [FIT]	<ul style="list-style-type: none"> • with low demand rate acc. to SN 31920 100 FIT
T1 value for proof test interval or service life acc. to IEC 61508	20 y

Ambient conditions

Ambient temperature	<ul style="list-style-type: none"> • during operation -25 ... +70 °C • during storage -40 ... +80 °C
Environmental category during operation acc. to IEC 60721	3M6, 3S2, 3B2, 3C3, 3K6 (with relative air humidity of 10 ... 95 %)





Installation/ mounting/ dimensions

Height	30.5 mm
Width	30.5 mm
Shape of the installation opening	round
Mounting diameter	22.3 mm
Positive tolerance of installation diameter	0.4 mm
Mounting height	71.3 mm
Installation width	30.5 mm

Installation depth

25.6 mm

Certificates/ approvals

General Product Approval	Declaration of Conformity	Test Certificates
 CSA	 UL	
 EG-Konf.	Miscellaneous	Type Test Certificates/Test Report

Test Certificates	Marine / Shipping
Special Test Certificate	 ABS
	 LRS
	 PRS
	 RINA
	 RMRS

Marine / Shipping	other
 DNV-GL DNVGL.COM/AF	Confirmation

Further information

Information- and Downloadcenter (Catalogs, Brochures,...)

<https://www.siemens.com/ic10>

Industry Mall (Online ordering system)

<https://mall.industry.siemens.com/mall/en/en/Catalog/product?mlfb=3SU1030-7AE10-0AA0-Z Y11>

Cax online generator

<http://support.automation.siemens.com/WW/CAXorder/default.aspx?lang=en&mlfb=3SU1030-7AE10-0AA0-Z Y11>

Service&Support (Manuals, Certificates, Characteristics, FAQs,...)

<https://support.industry.siemens.com/cs/ww/en/ps/3SU1030-7AE10-0AA0-Z Y11>

Image database (product images, 2D dimension drawings, 3D models, device circuit diagrams, EPLAN macros, ...)

http://www.automation.siemens.com/bilddb/cax_de.aspx?mlfb=3SU1030-7AE10-0AA0-Z Y11&lang=en

last modified:

02/06/2020