

Key-operated switch BKS, 22 mm, round, plastic with metal front ring, lock No. E9 (VW), without key, 2 switch positions O-I, latching, actuating angle 90°, 10:30h/13:30h, key removal O, with laser labeling, upper case and lower case, always upper case at the beginning of the word



Product brand name	SIRIUS ACT
Product designation	Key-operated switches
Design of the product	Actuating/signaling element
Product type designation	3SU1
Product line	Plastic with metal front ring, matt, 22 mm

Actuator	
Manner of function of the actuating element	latching, 90° (10:30 h/13:30 h)
Product extension optional Light source	No
Color	
• of the actuating element	silver
Material of the actuating element	metal
Shape of the actuating element	Key
Outer diameter of the actuating element	29.5 mm
Marking of the actuating element	Any inscription, text in upper/lower case, all words begin with upper case letters
Number of switching positions	2
Switch position for key distraction	O
Actuating angle	
• clockwise	90°

Lock make	BCS
Key number	E9





Front ring	
Product component front ring	Yes
Design of the front ring	Standard
Material of the front ring	Metal, matt
Color of the front ring	sand gray

General technical data	
Protection class IP	IP66, IP67, IP69(IP69K)
<ul style="list-style-type: none"> <li>of the terminal</li> </ul>	IP20
Degree of protection NEMA rating	1, 2, 3, 3R, 4, 4X, 12, 13
Shock resistance	
<ul style="list-style-type: none"> <li>acc. to IEC 60068-2-27</li> <li>for railway applications acc. to DIN EN 61373</li> </ul>	Sinusoidal half-wave 50 g / 11 ms Category 1, Class B
Vibration resistance	
<ul style="list-style-type: none"> <li>acc. to IEC 60068-2-6</li> <li>for railway applications acc. to DIN EN 61373</li> </ul>	10 ... 500 Hz: 5g Category 1, Class B
Operating frequency maximum	1 800 1/h
Mechanical service life (switching cycles)	
<ul style="list-style-type: none"> <li>typical</li> </ul>	1 000 000
Reference code acc. to DIN EN 81346-2	S
Reference code acc. to DIN EN 61346-2	S

Ambient conditions	
Ambient temperature	
<ul style="list-style-type: none"> <li>during operation</li> <li>during storage</li> </ul>	-25 ... +70 °C -40 ... +80 °C
Environmental category during operation acc. to IEC 60721	3M6, 3S2, 3B2, 3C3, 3K6 (with relative air humidity of 10 ... 95 %)

Installation/ mounting/ dimensions	
Height	29.5 mm
Width	29.5 mm
Shape of the installation opening	round
Mounting diameter	22.3 mm
Positive tolerance of installation diameter	0.4 mm
Mounting height	56.3 mm
Installation width	29.5 mm
Installation depth	25.4 mm

### Certificates/ approvals

General Product Approval			Declaration of Conformity		Test Certificates
 CSA	 UL		 EG-Konf.	<a href="#">Miscellaneous</a>	<a href="#">Type Test Certificates/Test Report</a>

Test Certificates	Marine / Shipping
-------------------	-------------------

[Special Test Certificate](#)



ABS



LRS



PRS



RINA



RMRS

Marine / Shipping	other
-------------------	-------



[Confirmation](#)

## Further information

### Information- and Downloadcenter (Catalogs, Brochures,...)

<https://www.siemens.com/ic10>

### Industry Mall (Online ordering system)

<https://mall.industry.siemens.com/mall/en/en/Catalog/product?mlfb=3SU1030-5TF01-0AA0-Z Y15>

### Cax online generator

<http://support.automation.siemens.com/WW/CAXorder/default.aspx?lang=en&mlfb=3SU1030-5TF01-0AA0-Z Y15>

### Service&Support (Manuals, Certificates, Characteristics, FAQs,...)

<https://support.industry.siemens.com/cs/ww/en/ps/3SU1030-5TF01-0AA0-Z Y15>

### Image database (product images, 2D dimension drawings, 3D models, device circuit diagrams, EPLAN macros, ...)

[http://www.automation.siemens.com/bilddb/cax\\_de.aspx?mlfb=3SU1030-5TF01-0AA0-Z Y15&lang=en](http://www.automation.siemens.com/bilddb/cax_de.aspx?mlfb=3SU1030-5TF01-0AA0-Z Y15&lang=en)

last modified:

02/18/2020