



circuit breaker 3VA1 IEC frame 160 breaking capacity class N Icu=25kA @ 415V 4-pole, line protection TM240, ATAM, In=125A overload protection Ir=88A...125A short-circuit protection Ii=5...10 x In N conductor protection 100% nut keeper kit

Model	
product brand name	SENTRON
product designation	Molded case circuit breaker
Product version	Line protection
design of the overcurrent release	TM240
protection function of the overcurrent release	LI
number of poles	4
General technical data	
Tension assignée d'isolement Ui	800 V
Max. rated operational voltage Ue with DC	600 V
power loss [W] / maximum	28.1 W
Active power loss / for rated value of the current / at AC / in hot operating state / per pole	9.37 W
mechanical service life (switching cycles) / typical	20 000
Electrical endurance (switching cycles) / at AC-1 / at 380/415 V 50/60 Hz	8 000
Electrical endurance (switching cycles) / at AC-1 / at 690 V 50/60 Hz	8 000
Neutral conductors / upgradeable/retrofitable	No
ground-fault monitoring version	Without
product function	
• communication function	No
• other measurement function	No
net weight	1.2 kg
Current	
Max. rated operational current of the frame size	160 A
Courant permanent assigné Iu	125 A
operational current	
• at 40 °C	125 A
• at 45 °C	125 A
• at 50 °C	125 A
• at 55 °C	122 A
• at 60 °C	120 A
• at 65 °C	117 A
• at 70 °C	114 A
Switching capacity according to IEC 60947	
switching capacity class of the circuit breaker	N
breaking capacity maximum short-circuit current (Icu)	

<ul style="list-style-type: none"> <li>• at 240 V</li> <li>• at 415 V</li> <li>• at 440 V</li> <li>• at 500 V</li> <li>• at 690 V</li> </ul>	36 kA 25 kA 16 kA 7 kA 7 kA	
breaking capacity operating short-circuit current (Ics) <ul style="list-style-type: none"> <li>• at 240 V</li> <li>• at 415 V</li> <li>• at 440 V</li> <li>• at 500 V</li> <li>• at 690 V</li> </ul>	36 kA 25 kA 16 kA 5 kA 5 kA	
short-circuit current making capacity (Icm) <ul style="list-style-type: none"> <li>• at 240 V</li> <li>• at 415 V</li> <li>• at 440 V</li> <li>• at 500 V</li> <li>• at 690 V</li> </ul>	76 kA 53 kA 32 kA 11.9 kA 11.9 kA	
design of short-circuit protection	For switching power values in DC networks, see the 3VA molded case circuit breaker device manual; link to be found under Service & Support in the last chapter	
<b>Adjustable parameters</b>		
Adjustable response value current / Ii min.	625 A	
Adjustable response value current / Ii max.	1 250 A	
design of the N-conductor protection	100%	
Ground fault protection / tripping switchable / I2t=ON/OFF	No	
<b>Mechanical Design</b>		
height [in]	5.1 in	
Height	130 mm	
width [in]	4 in	
Width	101.6 mm	
depth [in]	2.8 in	
depth	70 mm	
<b>Connections</b>		
arrangement of electrical connectors / for main current circuit	Front terminal	
Type of connectable conductor cross-section, connection screw, width x thickness , min.	12 x 0 mm	
Type of connectable conductor cross-section, connection screw, width x thickness , max.	17 x 6.5 mm	
<b>Auxiliary circuit</b>		
number of CO contacts / for auxiliary contacts	0	
<b>Accessories</b>		
product extension / optional / motor drive	Yes	
<b>Environmental conditions</b>		
protection class IP / on the front	IP40	
ambient temperature <ul style="list-style-type: none"> <li>• during operation / minimum</li> <li>• during operation / maximum</li> <li>• during storage / minimum</li> <li>• during storage / maximum</li> </ul>	-25 °C 70 °C -40 °C 80 °C	
<b>Certificates</b>		
reference code / acc. to IEC 81346-2	Q	
<b>General Product Approval</b>	<b>EMC</b>	<b>Declaration of Conformity</b>



[Miscellaneous](#)



EG-Konf.

**Test Certificates**

**Shipping Approval**

[Type Test Certificates/Test Report](#)

[Special Test Certificate](#)

[Miscellaneous](#)



LRS

**Shipping Approval**

**other**



[CCS / China Classification Society](#)

[Manufacturer Declaration](#)

[Miscellaneous](#)

**Further information**

**Information- and Downloadcenter (Catalogs, Brochures,...)**

<http://www.siemens.com/lowvoltage/catalogs>

**Industry Mall (Online ordering system)**

<https://mall.industry.siemens.com/mall/en/en/Catalog/product?mlfb=3VA1112-3GF42-0AA0>

**Service&Support (Manuals, Certificates, Characteristics, FAQs,...)**

<https://support.industry.siemens.com/cs/ww/en/ps/3VA1112-3GF42-0AA0>

**Image database (product images, 2D dimension drawings, 3D models, device circuit diagrams, ...)**

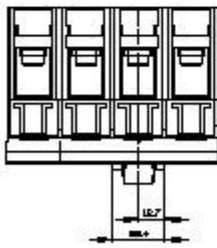
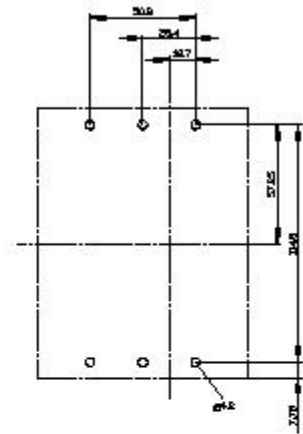
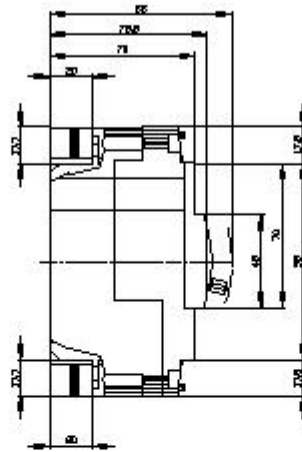
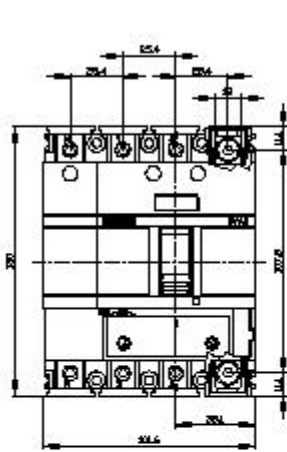
[http://www.automation.siemens.com/bilddb/cax\\_en.aspx?mlfb=3VA1112-3GF42-0AA0](http://www.automation.siemens.com/bilddb/cax_en.aspx?mlfb=3VA1112-3GF42-0AA0)

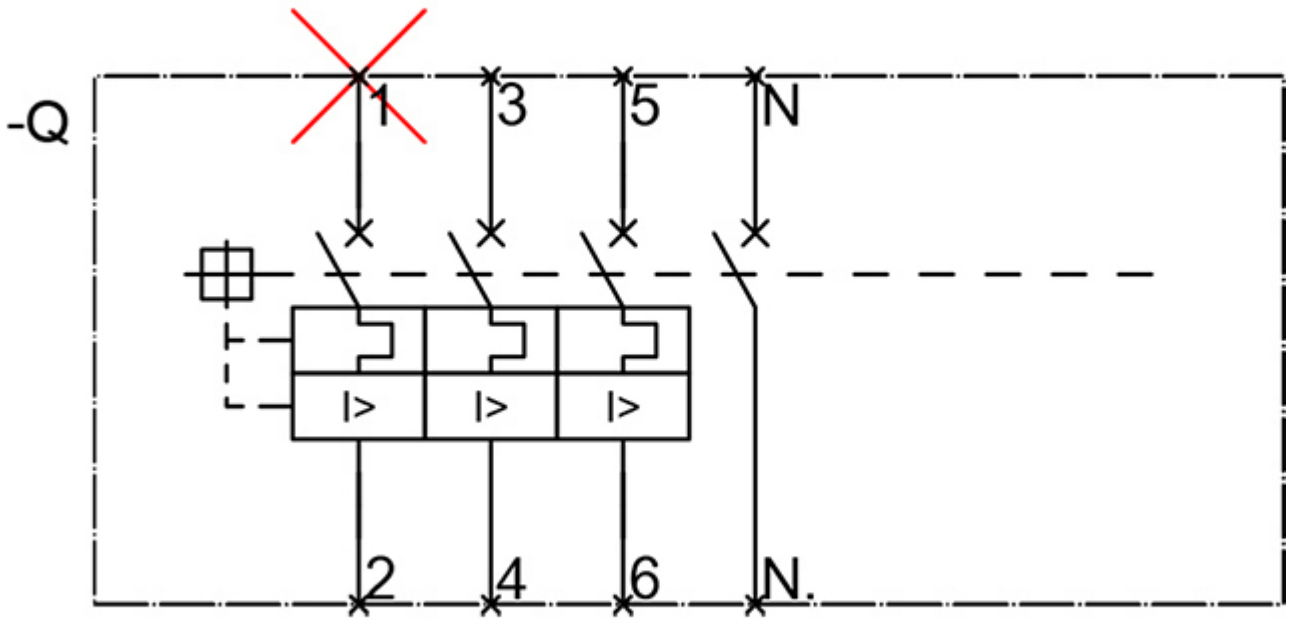
**CAX-Online-Generator**

<http://www.siemens.com/cax>

**Tender specifications**

<http://www.siemens.com/specifications>





last modified:

12/20/2020 