

Siemens
EcoTech



circuit breaker 3VA2 IEC Frame 250 breaking capacity class C Icu=110 kA @ 415 V 4-pole, line protection ETU350, LSI, In=250 A overload protection Ir=100 A...250 A short-circuit protection I_{sd}=1.5...10 x I_r, I_i=10 x I_n neutral conductor protection adjustable (OFF, 50%, 100%) nut keeper kit



Model	
product brand name	SENTRON
product designation	Molded case circuit breaker
design of the product	Line protection
design of the overcurrent release	ETU350
protection function of the overcurrent release	LSI
number of poles	4
General technical data	
insulation voltage / rated value	800 V
operating voltage / at AC / rated value	690 V
power loss [W] / maximum	48 W
power loss [W] / for rated value of the current / at AC / in hot operating state / per pole	16 W
mechanical service life (operating cycles) / typical	25 000
electrical endurance (operating cycles) / at AC-1 / at 380/415 V	12 000
electrical endurance (operating cycles) / at AC-1 / at 690 V	8 400
product feature / for neutral conductors / upgradable/retrofitable / short-circuit and overload proof	No
ground-fault monitoring version	Without
product function	
• communication function	No
• other measurement function	No
Net Weight	2.827 kg
Current	
operational current	
• at 40 °C	250 A
• at 45 °C	250 A
• at 50 °C	250 A
• at 55 °C	241 A
• at 60 °C	232 A
• at 65 °C	222 A
• at 70 °C	213 A
Switching capacity according to IEC 60947	
switching capacity class of the circuit breaker	C
maximum short-circuit current breaking capacity (I _{cu})	
• at 240 V	150 kA
• at 415 V	110 kA
• at 440 V	110 kA

<ul style="list-style-type: none"> • at 500 V • at 690 V 	85 kA 3 kA
operating short-circuit current breaking capacity (Ics)	
<ul style="list-style-type: none"> • at 240 V • at 415 V • at 440 V • at 500 V • at 690 V 	150 kA 110 kA 110 kA 85 kA 3 kA
short-circuit current making capacity (Icm)	
<ul style="list-style-type: none"> • at 240 V • at 415 V • at 440 V • at 500 V • at 690 V 	330 kA 242 kA 242 kA 187 kA 4.5 kA

Adjustable parameters

product feature / for L-tripping / can be switched on/off	No
adjustable response value setting current (I _r) / of the L-trip / with I _{2t} characteristic	
<ul style="list-style-type: none"> • minimum • maximum 	100 A 250 A
adjustable response value delay time (t _r) / for L-tripping / with I _{2t} characteristic	
<ul style="list-style-type: none"> • minimum • maximum 	0.5 s 15 s
adjustable response value setting current (I _{sd}) / of S-trip / with I _{2t} characteristic	
<ul style="list-style-type: none"> • minimum • maximum 	375 A 2 500 A
adjustable response value delay time (t _{sd}) / for S-tripping / with I _{2t} characteristic	
<ul style="list-style-type: none"> • minimum • maximum 	0.02 s 0.4 s
adjustable response value setting current (I _i) / for I-tripping	
<ul style="list-style-type: none"> • minimum • maximum 	2 500 A 2 500 A
adjustable setting current (I _{nN}) / for N-tripping	
<ul style="list-style-type: none"> • minimum • maximum 	125 A 250 A
design of the N-conductor protection	adjustable OFF; 50%; 100%
product function / grounding protection	No

Mechanical Design

product component	
<ul style="list-style-type: none"> • undervoltage release • voltage trigger • trip indicator 	No No No
height [in]	7.13 in
height	181 mm
width [in]	5.51 in
width	140 mm
depth [in]	3.39 in
depth	86 mm

Connections



arrangement of electrical connectors / for main current circuit	Front terminal
type of electrical connection / for main current circuit	on both sides nut keeper kit
type of connectable conductor cross-sections / for flat-bar terminal connection / minimum	13 x 1 mm
type of connectable conductor cross-sections / for flat-bar terminal connection / maximum	25 x 8 mm
design of the surface / of the connections / on the top of the switch (N, 1, 3, 5)	silver
design of the surface / of the connections / on the bottom of the switch (N, 2, 4, 6)	tin



Auxiliary circuit



number of CO contacts / for auxiliary contacts	0
Accessories	
product extension / optional / motor drive	Yes
Environmental conditions	
protection class IP / on the front	IP40
ambient temperature	
• during operation / minimum	-25 °C
• during operation / maximum	70 °C
• during storage / minimum	-40 °C
• during storage / maximum	80 °C
Environmental footprint	
Global Warming Potential [CO2 eq] / total	61.814 kg
Global Warming Potential [CO2 eq] / during manufacturing	14.6 kg
Global Warming Potential [CO2 eq] / during operation	48.9 kg
Global Warming Potential [CO2 eq] / after end of life	-2.2 kg
Siemens Eco Profile (SEP)	Siemens EcoTech
reference code / according to IEC 81346-2	Q

Approvals / Certificates

General Product Approval	EMV		
 Confirmation	 Miscellaneous		

Test Certificates	Marine / Shipping				
Miscellaneous	Type Test Certificates/Test Report	Special Test Certificate			

Marine / Shipping	other				
 LRS	 RMRS	CCS (China Classification Society)	Confirmation	Miscellaneous	Miscellaneous

Dangerous goods	Environment			
Transport Information	 EPD	 Siemens EcoTech	Environmental Confirmations	Environmental Confirmations

Further information

Information on the packaging
<https://support.industry.siemens.com/cs/ww/en/view/109813875>
Information- and Downloadcenter (Catalogs, Brochures,...)
<http://www.siemens.com/lowvoltage/catalogs>
Industry Mall (Online ordering system)
<https://mall.industry.siemens.com/mall/en/en/Catalog/product?mlfb=3VA2225-7HN42-0AA0>
Service&Support (Manuals, Certificates, Characteristics, FAQs,...)
<https://support.industry.siemens.com/cs/ww/en/ps/3VA2225-7HN42-0AA0>
Image database (product images, 2D dimension drawings, 3D models, device circuit diagrams, ...)
http://www.automation.siemens.com/bilddb/cax_en.aspx?mlfb=3VA2225-7HN42-0AA0
CAx-Online-Generator
<http://www.siemens.com/cax>
Tender specifications
<http://www.siemens.com/specifications>

