

Key-operated switch CES, 22 mm, round, metal, shiny, Lock No. STGH10, with 2 keys, 2 switch positions O-I, latching, actuating angle 90°, 10:30h/13:30h, key removal O+I, with laser labeling, inscription or symbol Customer-specific selection with SIRIUS ACT configurator (CIN)







| | |
|--------------------------|-----------------------------|
| Product brand name | SIRIUS ACT |
| Product designation | Key-operated switches |
| Design of the product | Actuating/signaling element |
| Product type designation | 3SU1 |
| Product line | Metal, shiny, 22 mm |

| Actuator | |
|---|--|
| Manner of function of the actuating element | latching, 90° (10:30 h/13:30 h) |
| Product extension optional Light source | No |
| Color | |
| • of the actuating element | silver |
| Material of the actuating element | metal |
| Shape of the actuating element | Key |
| Outer diameter of the actuating element | 29.5 mm |
| Marking of the actuating element | Any inscription, text or symbol, can only be ordered via SIRIUS ACT configurator/Configuration Identification Number (CIN) |
| Number of switching positions | 2 |
| Switch position for key distraction | O+I |
| Actuating angle | |
| • clockwise | 90° |

| | |
|--|---|
| Lock make | CES |
| Key number | STGH10 |
| Front ring | |
| Product component front ring | Yes |
| Design of the front ring | Standard |
| Material of the front ring | Metal, high gloss |
| Color of the front ring | silver |
| General technical data | |
| Protection class IP | IP66, IP67, IP69(IP69K) |
| • of the terminal | IP20 |
| Degree of protection NEMA rating | 1, 2, 3, 3R, 4, 4X, 12, 13 |
| Shock resistance | |
| • acc. to IEC 60068-2-27 | Sinusoidal half-wave 50 g / 11 ms |
| Vibration resistance | |
| • acc. to IEC 60068-2-6 | 10 ... 500 Hz: 5g |
| Operating frequency maximum | 1 800 1/h |
| Mechanical service life (switching cycles) | |
| • typical | 300 000 |
| Reference code acc. to DIN EN 81346-2 | S |
| Reference code acc. to DIN EN 61346-2 | S |
| Safety related data | |
| B10 value | |
| • with high demand rate acc. to SN 31920 | 100 000 |
| Proportion of dangerous failures | |
| • with low demand rate acc. to SN 31920 | 20 % |
| • with high demand rate acc. to SN 31920 | 20 % |
| Failure rate [FIT] | |
| • with low demand rate acc. to SN 31920 | 100 FIT |
| T1 value for proof test interval or service life acc. to IEC 61508 | 20 y |
| Ambient conditions | |
| Ambient temperature | |
| • during operation | -25 ... +70 °C |
| • during storage | -40 ... +80 °C |
| Environmental category during operation acc. to IEC 60721 | 3M6, 3S2, 3B2, 3C3, 3K6 (with relative air humidity of 10 ... 95 %) |
| Installation/ mounting/ dimensions | |
| Height | 29.5 mm |
| Width | 29.5 mm |
| Shape of the installation opening | round |
| Mounting diameter | 22.3 mm |

| | |
|---|---------|
| Positive tolerance of installation diameter | 0.4 mm |
| Mounting height | 61 mm |
| Installation width | 29.5 mm |
| Installation depth | 25.4 mm |

Certificates/ approvals

| General Product Approval | Declaration of Conformity | Test Certificates |
|--|-------------------------------|--|
|  CSA  UL  EAC  EG-Konf. | Miscellaneous | Type Test Certificates/Test Report |

| Test Certificates | Marine / Shipping |
|--|---|
| Special Test Certificate |  ABS  LRS  PRS  RINA  RMRS |

| Marine / Shipping | other |
|---|------------------------------|
|  DNV-GL <small>DNVGL.COM/AF</small> | Confirmation |

Further information

Information- and Downloadcenter (Catalogs, Brochures,...)

<https://www.siemens.com/ic10>

Industry Mall (Online ordering system)

<https://mall.industry.siemens.com/mall/en/en/Catalog/product?mlfb=3SU1050-5LF11-0AA0-Z Y19>

Cax online generator

<http://support.automation.siemens.com/WW/CAXorder/default.aspx?lang=en&mlfb=3SU1050-5LF11-0AA0-Z Y19>

Service&Support (Manuals, Certificates, Characteristics, FAQs,...)

<https://support.industry.siemens.com/cs/ww/en/ps/3SU1050-5LF11-0AA0-Z Y19>

Image database (product images, 2D dimension drawings, 3D models, device circuit diagrams, EPLAN macros, ...)

http://www.automation.siemens.com/bilddb/cax_de.aspx?mlfb=3SU1050-5LF11-0AA0-Z Y19&lang=en

last modified:

02/18/2020