

Selector switch, illuminable, 22 mm, round, plastic with metal front ring, blue, selector switch, short, 3 switch positions I>O<II, momentary contact on the left, latching on the right, actuating angle 2x45°, 10:30h/12h/13:30h, with laser labeling, lower case



Product brand name	SIRIUS ACT
Product designation	Selector switches
Design of the product	Actuating/signaling element
Product type designation	3SU1
Product line	Plastic with metal front ring, matt, 22 mm

Enclosure	
Number of command points	1

Actuator	
Design of the operating mechanism	Selector, short
Manner of function of the actuating element	momentary contact/latching, 2x45° (10:30 h/12 h/13:30 h), return from left, right latching
Product extension optional Light source	Yes
Color of the actuating element	blue
Material of the actuating element	plastic
Shape of the actuating element	Handle
Outer diameter of the actuating element	32.3 mm
Marking of the actuating element	Customized labeling, text in lower case letters
Number of switching positions	3
Actuating angle	

- clockwise
- anticlockwise

45°

45°

Front ring

Product component front ring	Yes
Design of the front ring	standard
Material of the front ring	Metal, matt
Color of the front ring	sand gray

General technical data

Protection class IP	IP66, IP67, IP69(IP69K)
Degree of protection NEMA rating	1, 2, 3, 3R, 4, 4X, 12, 13
Shock resistance	<ul style="list-style-type: none"> • acc. to IEC 60068-2-27 • for railway applications acc. to DIN EN 61373
	Sinusoidal half-wave 50 g / 11 ms Category 1, Class B
Vibration resistance	<ul style="list-style-type: none"> • acc. to IEC 60068-2-6 • for railway applications acc. to DIN EN 61373
	10 ... 500 Hz: 5g Category 1, Class B
Operating frequency maximum	1 800 1/h
Mechanical service life (switching cycles)	
	• typical
	1 000 000
Reference code acc. to DIN EN 81346-2	S
Reference code acc. to DIN EN 61346-2	S

Safety related data

B10 value	
	• with high demand rate acc. to SN 31920
	300 000
Proportion of dangerous failures	
	• with low demand rate acc. to SN 31920
	20 %
	• with high demand rate acc. to SN 31920
	20 %
Failure rate [FIT]	
	• with low demand rate acc. to SN 31920
	100 FIT
T1 value for proof test interval or service life acc. to IEC 61508	20 y

Ambient conditions





Ambient temperature	
	• during operation
	-25 ... +70 °C
	• during storage
	-40 ... +80 °C
Environmental category during operation acc. to IEC 60721	3M6, 3S2, 3B2, 3C3, 3K6 (with relative air humidity of 10 ... 95 %)

Installation/ mounting/ dimensions


Height	32.3 mm
Width	32.3 mm
Shape of the installation opening	round

Mounting diameter	22.3 mm
Positive tolerance of installation diameter	0.4 mm
Mounting height	28.8 mm
Installation width	32.3 mm
Installation depth	25.4 mm

Certificates/ approvals

General Product Approval	Declaration of Conformity	Test Certificates
 CSA  UL  EAC  EG-Konf.	Miscellaneous	Type Test Certificates/Test Report

Test Certificates	Marine / Shipping
Special Test Certificate	 ABS  LRS  PRS  RINA  RMRS

Marine / Shipping	other
 DNV-GL <small>DNVGL.COM/AF</small>	Confirmation

Further information

Information- and Downloadcenter (Catalogs, Brochures,...)

<https://www.siemens.com/ic10>

Industry Mall (Online ordering system)

<https://mall.industry.siemens.com/mall/en/en/Catalog/product?mlfb=3SU1032-2BP50-0AA0-Z Y12>

Cax online generator

<http://support.automation.siemens.com/WW/CAXorder/default.aspx?lang=en&mlfb=3SU1032-2BP50-0AA0-Z Y12>

Service&Support (Manuals, Certificates, Characteristics, FAQs,...)

<https://support.industry.siemens.com/cs/ww/en/ps/3SU1032-2BP50-0AA0-Z Y12>

Image database (product images, 2D dimension drawings, 3D models, device circuit diagrams, EPLAN macros, ...)

http://www.automation.siemens.com/bilddb/cax_de.aspx?mlfb=3SU1032-2BP50-0AA0-Z Y12&lang=en

last modified:

02/18/2020