

EMERGENCY STOP mushroom pushbutton, illuminable, 22 mm, round, metal, shiny, red, 40 mm, positive latching, acc. to EN ISO 13850, rotate-to-unlatch, with laser labeling, upper case and lower case, always upper case at the beginning of the word



Product brand name	SIRIUS ACT
Product designation	EMERGENCY STOP mushroom pushbuttons
Design of the product	Actuating/signaling element
Product type designation	3SU1
Product line	Metal, shiny, 22 mm

Enclosure	
Number of command points	1

Actuator	
Design of the operating mechanism	positive latching
Manner of function of the actuating element	latching
Product extension optional Light source	Yes
Color	
• of the actuating element	red
Material of the actuating element	plastic
Shape of the actuating element	round
Outer diameter of the actuating element	40 mm
Marking of the actuating element	Any inscription, text in upper/lower case, all words begin with upper case letters
Type of unlocking device	rotate-to-unlatch mechanism

Number of switching positions	2
-------------------------------	---

### Front ring

Product component front ring	No
------------------------------	----

### General technical data

<b>Product function</b>	
<ul style="list-style-type: none"> <li>• positive opening</li> <li>• EMERGENCY OFF function</li> <li>• EMERGENCY STOP function</li> </ul>	<p>Yes</p> <p>Yes</p> <p>Yes</p>
<b>Protection class IP</b>	IP66, IP67, IP69(IP69K)
<b>Degree of protection NEMA rating</b>	1, 2, 3, 3R, 4, 4X, 12, 13
<b>Shock resistance</b>	
<ul style="list-style-type: none"> <li>• acc. to IEC 60068-2-27</li> </ul>	Sinusoidal half-wave 50 g / 11 ms
<b>Vibration resistance</b>	
<ul style="list-style-type: none"> <li>• acc. to IEC 60068-2-6</li> </ul>	10 ... 500 Hz: 5g
<b>Operating frequency maximum</b>	600 1/h
<b>Mechanical service life (switching cycles)</b>	
<ul style="list-style-type: none"> <li>• typical</li> </ul>	300 000
<b>Reference code acc. to DIN EN 81346-2</b>	S
<b>Reference code acc. to DIN EN 61346-2</b>	S

### Safety related data

<b>B10 value</b>	
<ul style="list-style-type: none"> <li>• with high demand rate acc. to SN 31920</li> </ul>	100 000
<b>Proportion of dangerous failures</b>	
<ul style="list-style-type: none"> <li>• with low demand rate acc. to SN 31920</li> <li>• with high demand rate acc. to SN 31920</li> </ul>	<p>20 %</p> <p>20 %</p>
<b>Failure rate [FIT]</b>	
<ul style="list-style-type: none"> <li>• with low demand rate acc. to SN 31920</li> </ul>	100 FIT
<b>T1 value for proof test interval or service life acc. to IEC 61508</b>	20 y

### Ambient conditions

<b>Ambient temperature</b>	
<ul style="list-style-type: none"> <li>• during operation</li> <li>• during storage</li> </ul>	<p>-25 ... +70 °C</p> <p>-40 ... +80 °C</p>
Environmental category during operation acc. to IEC 60721	3M6, 3S2, 3B2, 3C3, 3K6 (with relative air humidity of 10 ... 95 %)





### Installation/ mounting/ dimensions






<b>Shape of the installation opening</b>	round
<b>Mounting diameter</b>	22.3 mm
<b>Positive tolerance of installation diameter</b>	0.4 mm
<b>Mounting height</b>	45.3 mm
<b>Installation width</b>	40 mm

Installation depth

26.3 mm

## Certificates/ approvals

General Product Approval	Declaration of Conformity	Test Certificates
 CSA	 UL	
 EG-Konf.	<a href="#">Miscellaneous</a>	<a href="#">Type Test Certificates/Test Report</a>

Test Certificates	Marine / Shipping
<a href="#">Special Test Certificate</a>	 ABS
	 LRS
	 PRS
	 RINA
	 RMRS

Marine / Shipping	other
 DNV-GL DNVGL.COM/AF	<a href="#">Confirmation</a>

## Further information

**Information- and Downloadcenter (Catalogs, Brochures,...)**

<https://www.siemens.com/ic10>

**Industry Mall (Online ordering system)**

<https://mall.industry.siemens.com/mall/en/en/Catalog/product?mlfb=3SU1051-1HB20-0AA0-Z Y15>

**Cax online generator**

<http://support.automation.siemens.com/WW/CAXorder/default.aspx?lang=en&mlfb=3SU1051-1HB20-0AA0-Z Y15>

**Service&Support (Manuals, Certificates, Characteristics, FAQs,...)**

<https://support.industry.siemens.com/cs/ww/en/ps/3SU1051-1HB20-0AA0-Z Y15>

**Image database (product images, 2D dimension drawings, 3D models, device circuit diagrams, EPLAN macros, ...)**

[http://www.automation.siemens.com/bilddb/cax\\_de.aspx?mlfb=3SU1051-1HB20-0AA0-Z Y15&lang=en](http://www.automation.siemens.com/bilddb/cax_de.aspx?mlfb=3SU1051-1HB20-0AA0-Z Y15&lang=en)

last modified:

02/18/2020