


BRIDGEPORT GROUNDING PRODUCTS



RITE FOR ANY JOB.



SCAN TO SEE
MIGHTY-BOND®
IN ACTION

BRIDGEPORT GROUNDING PRODUCTS

Bridgeport's extensive line of grounding and bonding products include the innovative MIGHTY-RITE® Split Grounding bushings and the MIGHTY-BOND® series of fittings - unique, patented and patent-pending products designed to save labor and time. There's no better choice for dependable bonding and grounding. Hit the ground with Bridgeport.



- MIGHTY-BOND CONNECTORS & COUPLINGS USED TO TERMINATE BONDING ELECTRODE CONDUCTORS TO ENCLOSURES, SERVICE ENTRANCE AND METERING EQUIPMENT
- MIGHTY-BOND BONDING BRIDGES & INTERSYSTEM GROUND ROD CLAMPS PROVIDE FOR EASY EXTERNAL CONNECTION AND INSPECTION
- CONVENTIONAL & MIGHTY-RITE SPLIT GROUNDING BUSHINGS
- GROUND CLAMPS, BONDING JUMPERS, AND CONNECTORS WITH INTEGRAL GROUNDING LUGS



FOR MORE INFORMATION, VISIT: WWW.BPTFITTINGS.COM



Insulated Grounding Bushings

Used with locknut to terminate service conduit to cabinet. Aluminum alloy lug provided for bonding jumper to neutral busbar. Plastic liner prevents damage to wire insulation.

 File No. E20412

Malleable Iron / Nylon Insulator - 150°C

| Catalog Number | Grounding Lug Wire Capacity | | Trade Size | Unit Qty. | Std. Qty. |
|----------------|-----------------------------|-------------------|------------|-----------|-----------|
| | Min. Solid Strand | Max. Solid Strand | | | |
| 381 | #14 to #4 | | 1/2" | 50 | 500 |
| 382 | #14 to #4 | | 3/4" | 50 | 500 |
| 383 | #14 to #4 | | 1" | 25 | 250 |
| 384 | #14 to #1/0 | | 1 1/4" | 20 | 200 |
| 384-14 | #14 to #4 | | 1 1/4" | 20 | 200 |
| 385 | #14 to #1/0 | | 1 1/2" | 20 | 200 |
| 385-14 | #14 to #4 | | 1 1/2" | 20 | 200 |
| 386 | #14 to #1/0 | | 2" | 10 | 100 |
| 386-14 | #14 to #4 | | 2" | 10 | 100 |
| 387 | #14 to #1/0 | | 2 1/2" | --- | 25 |
| 387-40 | #6 to 250 MCM | | 2 1/2" | --- | 25 |
| 388 | #14 to #1/0 | | 3" | --- | 25 |
| 388-40 | #6 to 250 MCM | | 3" | --- | 25 |
| 389 | #14 to #1/0 | | 3 1/2" | --- | 25 |
| 389-40 | #6 to 250 MCM | | 3 1/2" | --- | 25 |
| 390 | #14 to #1/0 | | 4" | --- | 20 |
| 390-40 | #6 to 250 MCM | | 4" | --- | 20 |
| 391 | #6 to 250 MCM | | 5" | --- | 5 |
| 392 | #6 to 250 MCM | | 6" | --- | 5 |

Zinc Die Cast / Nylon Insulator - 150°C

| Catalog Number | Grounding Lug Wire Capacity | | Trade Size | Unit Qty. | Std. Qty. |
|----------------|-----------------------------|-------------------|------------|-----------|-----------|
| | Min. Solid Strand | Max. Solid Strand | | | |
| 381-DC | #14 to #4 | | 1/2" | 50 | 500 |
| 382-DC | #14 to #4 | | 3/4" | 50 | 500 |
| 383-DC | #14 to #4 | | 1" | 25 | 250 |
| 384-DC | #14 to #1/0 | | 1 1/4" | 20 | 200 |
| 384-DC14 | #14 to #4 | | 1 1/4" | 20 | 200 |
| 385-DC | #14 to #1/0 | | 1 1/2" | 20 | 200 |
| 385-DC14 | #14 to #4 | | 1 1/2" | 20 | 200 |
| 386-DC | #14 to #1/0 | | 2" | 10 | 100 |
| 386-DC14 | #14 to #4 | | 2" | 10 | 100 |
| 387-DC | #14 to #1/0 | | 2 1/2" | --- | 25 |
| 387-DC40 | #6 to 250 MCM | | 2 1/2" | --- | 25 |
| 388-DC | #14 to #1/0 | | 3" | --- | 25 |
| 388-DC40 | #6 to 250 MCM | | 3" | --- | 25 |
| 389-DC | #14 to #1/0 | | 3 1/2" | --- | 25 |
| 389-DC40 | #6 to 250 MCM | | 3 1/2" | --- | 25 |
| 390-DC | #14 to #1/0 | | 4" | --- | 20 |
| 390-DC40 | #6 to 250 MCM | | 4" | --- | 20 |



Mighty-Rite® Split Grounding Bushings

Mighty-Rite's hinged design and adjustable grounding lug deliver installation flexibility on every job. Aluminum alloy lug. Patented.

 File No. E20412

Zinc Die Cast / Nylon Insulator - 150°C

| Catalog Number | Grounding Lug Wire Capacity | | Trade Size | Unit Qty. | Std. Qty. |
|----------------|-----------------------------|-------------------|------------|-----------|-----------|
| | Min. Solid Strand | Max. Solid Strand | | | |
| SGB-382CL | #14 to #4 | | 3/4" | 25 | 250 |
| SGB-383CL | #14 to #4 | | 1" | 25 | 250 |
| SGB-38414 | #14 to #4 | | 1 1/4" | 20 | 200 |
| SGB-384CL | #14 to #1/0 | | 1 1/4" | 20 | 200 |
| SGB-38514 | #14 to #4 | | 1 1/2" | 20 | 200 |
| SGB-385CL | #14 to #1/0 | | 1 1/2" | 20 | 200 |
| SGB-38614 | #14 to #4 | | 2" | 10 | 100 |
| SGB-386CL | #14 to #1/0 | | 2" | 10 | 100 |
| SGB-38740 | #6 to 250 MCM | | 2 1/2" | --- | 25 |
| SGB-387CL | #14 to #1/0 | | 2 1/2" | --- | 25 |
| SGB-38840 | #6 to 250 MCM | | 3" | --- | 25 |
| SGB-388CL | #14 to #1/0 | | 3" | --- | 25 |
| SGB-38940 | #6 to 250 MCM | | 3 1/2" | --- | 25 |
| SGB-389CL | #6 - #3/0 | | 3 1/2" | --- | 25 |
| SGB-39040 | #6 to 250 MCM | | 4" | --- | 20 |
| SGB-390CL | #6 to #3/0 | | 4" | --- | 20 |



Liquid Tight Connectors with Grounding Lug, Straight

Straight liquid tight connectors with grounding lug for use with metallic liquid tight conduit.

 File No. E9391

 File No. LR39354

Steel with Aluminum Lug

| Catalog Number | Trade Size | Unit Qty. | Std. Pkg. |
|----------------|------------|-----------|-----------|
| 429-SLTG | 3/8" | 25 | 125 |
| 430-SLTG | 1/2" | 25 | 125 |
| 431-SLTG | 3/4" | 25 | 125 |
| 432-SLTG | 1" | 10 | 50 |
| 433-SLTG | 1 1/4" | 5 | 25 |
| 434-SLTG | 1 1/2" | 5 | 25 |
| 435-SLTG | 2" | 2 | 10 |

Steel with Aluminum Lug / Insulated Throat - 105°C

| Catalog Number | Trade Size | Unit Qty. | Std. Pkg. |
|----------------|------------|-----------|-----------|
| 429-SLTIG | 3/8" | 25 | 125 |
| 430-SLTIG | 1/2" | 25 | 125 |
| 431-SLTIG | 3/4" | 25 | 125 |
| 432-SLTIG | 1" | 10 | 50 |
| 433-SLTIG | 1 1/4" | 5 | 25 |
| 434-SLTIG | 1 1/2" | 5 | 25 |
| 435-SLTIG | 2" | 2 | 10 |



Liquid Tight Connectors with Grounding Lug, 90°

90° liquid tight connectors with grounding lug for use with metallic liquidtight conduit.

File No. E9391

File No. LR39354

Steel with Aluminum Lug

| Catalog Number | Trade Size | Unit Qty. | Std. Pkg. |
|----------------|------------|-----------|-----------|
| 469-SLTG | 3/8" | 20 | 100 |
| 470-SLTG | 1/2" | 20 | 100 |
| 471-SLTG | 3/4" | 10 | 50 |
| 472-SLTG | 1" | 5 | 25 |
| 473-SLTG | 1 1/4" | 4 | 20 |
| 474-SLTG | 1 1/2" | 3 | 15 |
| 475-SLTG | 2" | 2 | 10 |

Steel with Aluminum Lug / Insulated Throat - 105°C

| Catalog Number | Trade Size | Unit Qty. | Std. Pkg. |
|----------------|------------|-----------|-----------|
| 469-SLTIG | 3/8" | 20 | 100 |
| 470-SLTIG | 1/2" | 20 | 100 |
| 471-SLTIG | 3/4" | 10 | 50 |
| 472-SLTIG | 1" | 5 | 25 |
| 473-SLTIG | 1 1/4" | 4 | 20 |
| 474-SLTIG | 1 1/2" | 3 | 15 |
| 475-SLTIG | 2" | 2 | 10 |

Squeeze Connector with Grounding Lug



To connect and bond flexible metal conduit to a box or enclosure. External lug is for inspection or redundancy of equipment bond.

File No. E9391

Zinc Die Cast

| Catalog Number | Trade Size | K.O. Size | Unit Qty. | Std. Pkg. |
|----------------|------------|-----------|-----------|-----------|
| 407-DC2G | 1/2" | 1/2" | 50 | 200 |



1312-B



1306-B, 1308-B, 1308-DC

Ground Clamps - Protective Type

For making connection with protective armor of 4, 6, or 8 AWG copper conductor and ground pipe or grounding electrode.

1308-DC also suitable for use with 1/2" or 3/4" copper water pipe.

File No. E20412: 1306-B, 1308-B, 1308-DC

File No. LR39354: 1308-DC

Brass with Steel Strap

| Catalog Number | Ground Pipe Grounding Electrode Size | Unit Qty. | Std. Pkg. Qty. |
|----------------|--------------------------------------|-----------|----------------|
| 1306-B | 1/2" - 1" | 25 | 100 |
| 1308-B | 1/2" - 1" | 25 | 100 |
| 1312-B | 1 1/4" - 2" | --- | 20 |

Zinc Die Cast with Steel Strap

| Catalog Number | Ground Pipe Grounding Electrode Size | Unit Qty. | Std. Pkg. Qty. |
|----------------|--------------------------------------|-----------|----------------|
| 1308-DC | 1/2" - 1" | 25 | 250 |

Ground Clamps - Bare Wire Type

For making connection with No. 4, 6, or 8 AWG bare copper ground wire and 1/2" through 4" grounding pipe or grounding electrode.

1309-DC also suitable for use with 1/2" or 3/4" copper water pipe.

File No. E20412: All, except 1307-B1 & 1313-B

File No. LR39354: 1309-DC



1307-B, 1307-B1, 1309-B, 1309-DC, 1315-B

Zinc Die Cast

| Catalog Number | Ground Pipe Grounding Electrode Size | Unit Qty. | Std. Pkg. Qty. |
|----------------|--------------------------------------|-----------|----------------|
| 1309-DC | 1/2" - 1" | 20 | 200 |



1313-B

Brass

| Catalog Number | Ground Pipe Grounding Electrode Size | Unit Qty. | Std. Pkg. Qty. |
|----------------|--------------------------------------|-----------|----------------|
| 1307-B | 1/2" - 1" | 50 | 200 |
| 1309-B | 1/2" - 1" | 20 | 200 |
| 1313-B | 1 1/4" - 2" | --- | 20 |
| 1315-B | 2 1/4" - 4" | 2 | 10 |


Brass with Brass Screws

| Catalog Number | Ground Pipe Grounding Electrode Size | Unit Qty. | Std. Pkg. Qty. |
|----------------|--------------------------------------|-----------|----------------|
| 1307-B1 | 1/2" - 1" | 50 | 200 |



Ground Clamps - Threaded Hub Type

For making connection with No. 4, 6, or 8 AWG copper ground wire through threaded rigid conduit.

 File No. E20412: 1325-B, 1325-B1, 1326-B, 1328-B, 1330-B, 1331-B

Brass

| Catalog Number | Ground Pipe Grounding Electrode Size | Rigid Trade Size | Unit Qty. | Std. Pkg. Qty. |
|----------------|--------------------------------------|------------------|-----------|----------------|
| 1325-B | 1/2" - 1" | 1/2" | --- | 50 |
| 1326-B | 1 1/4" - 2" | 1/2" | --- | 20 |
| 1328-B | 2 1/2" - 4" | 1/2" | --- | 10 |
| 1330-B | 1/2" - 1" | 3/4" | --- | 50 |
| 1331-B | 1 1/4" - 2" | 3/4" | --- | 20 |

Brass with Brass Screws

| Catalog Number | Ground Pipe Grounding Electrode Size | Rigid Trade Size | Unit Qty. | Std. Pkg. Qty. |
|----------------|--------------------------------------|------------------|-----------|----------------|
| 1325-B1 | 1/2" - 1" | 1/2" | --- | 50 |

Brass Ground Clamps With Strap and Hub

For making connection with No. 4, 6, or 8 AWG copper wire through threaded conduit. Ground wire terminated to set screw.

 File No. E20412

Brass with Steel Screws

| Catalog Number | Trade Size In Inches. | Hub Size | Unit Qty. | Std. Pkg. Qty. |
|----------------|-----------------------|----------|-----------|----------------|
| 1325-BH | 1/2, 3/4, 1 | 1/2" | --- | 25 |
| 1330-BH | 1/2, 3/4, 1 | 3/4" | --- | 25 |
| 1345-BH | 1/2, 3/4, 1 | 1" | --- | 25 |

Solderless Lugs

Copper lugs are used with copper conductors and provide high conductivity with lower heat rise. Copper lugs are rated for direct burial. Aluminum lay-in lugs are suitable for use with copper or aluminum conductors.

 File No. E155561

Aluminum

| Catalog Number | CU Wire Range | Stud Size | Unit Qty. | Std. Pkg. Qty. |
|----------------|----------------|-----------|-----------|----------------|
| ALI-50 | 4 thru 14 | #10 | 25 | 250 |
| ALI-112 | 1/0 thru 14 | 1/4" | 20 | 200 |
| ALI-252 | 250 MCM thru 6 | 5/16" | 10 | 100 |

Copper

| Catalog Number | AWG KCM Wire Capacity | Stud Size | Unit Qty. | Std. Pkg. Qty. |
|----------------|-----------------------|-----------|-----------|----------------|
| CLI-10 | 4 thru 14 | #10 | 20 | 200 |
| CLI-20 | 4 thru 14 | 1/4" | 20 | 200 |



Solar Panel Grounding Connector

Designed to prevent galvanic reactions and enhance conductivity. The connector body has extruded serrations for breaking the anodized finish on photovoltaic modules and frames. The serrations in the wire binding break corrosion on the grounding wire which means that no surface preparation is required for the PV module, the frame or the ground wire. The unique clamp-on design means no mounting holes are required. The connector simply clamps onto the frame of the solar panel. The unit is UL 467 Listed and accommodates aluminum or copper #4 to 14 AWG. The connectors feature stainless steel hardware.

 File No. E20412

Aluminum with Stainless Steel Hardware

| Catalog Number | AWG Wire Capacity | Unit Qty. | Std. Pkg. Qty. |
|----------------|-------------------|-----------|----------------|
| ALI-SLR | #4 - 14 | 25 | 250 |

Bonding Jumper Assembly

Use Bonding Jumper Assembly to comply with Article 250 of the National Electrical Code. Suitable for use on EMT, rigid conduit, or copper water pipe. If used with expansion coupling: assemble ground clamp to conduit 1" from stationary end of coupling. Attach second ground clamp 2" from sliding end of expansion coupling. NOTE: Total movement is 4". Assembly features bronze ground clamps and copper bonding strip.

 File No. E20412

Bronze

| Catalog Number | Conduit Trade Size | Unit Qty. | Std. Pkg. Qty. |
|----------------|--------------------|-----------|----------------|
| BJ-100 | 1/2" thru 1" | 1 | 10 |
| BJ-200 | 1 1/4" thru 2" | 1 | 10 |
| BJ-400 | 2 1/2" thru 4" | 1 | 10 |

Ground Clamps - Direct Burial Type

For making connection with No. 4, 6, or 8 AWG copper wire and 1/2" through 1" ground pipe or grounding electrode, or 3/8" thru 3/4" rebar.

DB-1308 protective type for bare or armored copper ground wire.

DB-1309 for bare ground only.

All materials contain minimum of 80% copper.

 File No. E20412

Clamps meet both UL and NEC requirements for burial in earth or embedment in concrete.

Bronze

| Catalog Number | Ground Pipe Grounding Electrode Size | Unit Qty. | Std. Pkg. Qty. |
|----------------|--------------------------------------|-----------|----------------|
| DB-1308 | 1/2" - 1" | 25 | 100 |
| DB-1309 | 1/2" - 1" | 20 | 200 |



ALI Series



CLI Series



DB-1308



DB-1309



Mighty-Bond® Intersystem Bonding Bridge

Intersystem Bonding Bridge used inside or outside of an enclosure or panel board. 3-Equipment bonding terminations. Meets the requirement of NEC Article 250.94. Patented.

File No. E20412

Brass with Stainless Steel Hardware

| Catalog Number | Trade Size | AWG Wire Capacity | Unit Qty. | Std. Pkg. Qty. |
|----------------|------------|-------------------|-----------|----------------|
| IGB-050 | 1/2" | #8 - 4 | 25 | 100 |
| IGB-075 | 3/4" | #8 - 4 | 25 | 100 |



Mighty-Bond® Intersystem Bonding Bridge with Enclosure Grounding Coupling Kit

Intersystem Bonding Bridge with Enclosure Grounding Coupling is used for securing and bonding ground electrode conductors to the enclosure in accordance with the National Electrical Code (NEC) Article 250. The MBG-050 and MBG-075 are also designed to connect the raceway of the ground electrode conductor to the enclosure while providing three accessible intersystem bonding termination points. Saves installation time! Patented.

File No. E20412

Brass with Stainless Steel Hardware

| Catalog Number | Trade Size | AWG Wire Capacity | Unit Qty. | Std. Pkg. Qty. |
|----------------|------------|--|-----------|----------------|
| MBG-050 | 1/2" | Copper: #8 - #2 Solid & Stranded Aluminum: #6-#2 Stranded. | 10 | 50 |
| MBG-075 | 3/4" | Copper: #4 - #2 Solid, #4 - 3/0 Stranded Aluminum: #2 - 3/0 Stranded | 10 | 50 |



Mighty-Bond® Intersystem Ground Rod Bridge Clamp

Intersystem Ground Rod Bridge Clamp used as an Intersystem bonding means by utilizing 4-terminal points for connecting communication systems to the same electrical grounding electrode/rod. Listed for 1/2" and 5/8" ground rods. Meets the requirement of NEC Article 250.94. Patented.

File No. E20412

Brass with Stainless Steel Hardware

| Catalog Number | Trade Size | AWG Wire Capacity | Unit Qty. | Std. Pkg. Qty. |
|----------------|------------|-------------------|-----------|----------------|
| IGBC-063 | 1/2" | #8 - 4 | 25 | 100 |



Grounding Rod Clamps - Direct Burial Type

For terminating bare copper conductor to ground rod. Conductor range #10 solid to #2 stranded.

Clamps meet both UL and NEC requirements for burial in earth or embedment in concrete.

File No. E20412

Bronze

| Catalog Number | Ground Pipe Grounding Electrode Size | Unit Qty. | Std. Pkg. Qty. |
|----------------|--------------------------------------|-----------|----------------|
| GRC-50 | 1/2" | 100 | 400 |
| GRC-63 | 5/8" | 50 | 200 |
| GRC-75 | 3/4" | 50 | 200 |

Intersystem Bonding Bridge

For installation on dwelling wall. For #6 to #2 AWG grounding electrode conductors and #14 to #4 AWG bonding conductors. Meets NEC Article 250.94.

File No. E20412

| Catalog Number | Unit Qty. | Std. Pkg. Qty. |
|----------------|-----------|----------------|
| IGB-WM | 5 | 50 |



Mighty-Bond® Enclosure Grounding Connectors

Low cost and easy to use connector for securing grounding conductors at the enclosure in accordance with National Electrical Code (NEC) Article 250.8. Selection of conductor size to be made per NEC Article 250.66. Suitable for service entrance grounding. Product advantages include:

- Precision machined brass body with zinc die cast locknut and stainless steel set screw
- Professional installation appearance
- Serrated locknut removes residual paint from box
- Tamper Resistant as locknut and set screw are mounted inside the box
- Low profile flange on outside of box clearly marked with application guideline for ease in AHJ inspection
- UL listed for grounding per UL467

Patent Pending.

File No. E20412

Brass

| Catalog Number | Trade Size | AWG Wire Capacity | Unit Qty. | Std. Pkg. Qty. |
|----------------|------------|---|-----------|----------------|
| MC-050 | 1/2" | Copper: #8 - #2 Solid & Stranded Aluminum: #6-#2 Stranded. | 25 | 100 |
| MC-075 | 3/4" | Copper: #4 - #2 Solid, #4 - 3/0 Stranded Aluminum: #2 - 3/0 Stranded | 25 | 100 |
| MC-100 | 1" | Copper: 1/0 to 250 MCM Stranded Aluminum: 3/0 to 4/0 Compact Stranded | 10 | 40 |



Mighty-Bond® Enclosure Grounding Couplings

Low cost and easy to use coupling for use with rigid conduit and for securing grounding conductors at the enclosure in accordance with National Electrical Code (NEC) Article 250.8. Selection of conductor size to be made per NEC Article 250.66. Suitable for service entrance grounding. Product advantages include:

- Precision machined brass body with zinc die cast locknut and stainless steel set screw
- Professional installation
- Serrated locknut removes residual paint from box
- Use with rigid metallic or PVC rigid conduit
- Low profile flange on inside of box clearly marked with application guideline for ease in AHJ inspection
- UL listed for grounding per UL467

Patent Pending.

 File No. E20412

Brass

| Catalog Number | Trade Size | AWG Wire Capacity | Unit Qty. | Std. Pkg. Qty. |
|----------------|------------|---|-----------|----------------|
| MCC-050 | 1/2" | Copper: #8 - #2 Solid & Stranded Aluminum: #6-#2 Stranded | 25 | 100 |
| MCC-075 | 3/4" | Copper: #4 - #2 Solid, #4 - 3/0 Stranded Aluminum: #2 - 3/0 Stranded | 25 | 100 |
| MCC-100 | 1" | Copper: 1/0 to 250 MCM Stranded Aluminum: 3/0 to 4/0 Compact Stranded | 10 | 40 |



MCH-075

Mighty-Bond® Raintight Grounding and Bonding Hubs

Bridgeport Fittings Raintight Grounding and Bonding Hubs provide a listed method of bonding between ground electrode conductors (GEC), grounded conductors, bonding jumpers, and boxes, devices or enclosures.

The MCH is listed for use in wet locations. When connected to rigid metal conduit, the MCH will also function as a raceway bonding hub, yoke or choke. Setting the conductor set screw bonds the MCH to the raceway, the bonding or grounding conductor, and to the enclosure without the need for an external lug. Note: Not for use in concentric knock-outs.

 File No. E20412

Brass

| Catalog Number | Trade Size | Conductor Range | Max O.D. | Unit Qty. | Std. Pkg. Qty. |
|----------------|------------|------------------------|----------|-----------|----------------|
| MCH-075 | 3/4" | #6 to 4/0 AL/CU | .550 | 10 | 40 |
| MCH-100 | 1" | #2 to 350 MCM AL/CU | .720 | 1 | 10 |



MCH-100



RB-16



RB-17

Rebar Ground Clamps - Direct Burial Type

For making connection with #10 AWG solid to #2 AWG stranded copper wire to 1/2" to 1" ground water pipe or 3/8" to 1" rebar. All materials contain minimum of 80% copper.

 File No. E20412

Clamps meet both UL and NEC requirements for burial in earth or embedment in concrete.

Bronze

| Catalog Number | Ground Pipe | Rebar | Unit Qty. | Std. Pkg. Qty. |
|----------------|-------------|-----------|-----------|----------------|
| RB-16 | 1/2" - 1" | 3/8" - 1" | 20 | 200 |
| RB-17 | 1/2" - 1" | 3/8" - 1" | 20 | 200 |



Mighty-Bond® Direct Burial Single Bolt Grounding Clamps

Designed for the grounding and bonding of electrical and plumbing systems. The SDB series are constructed of bronze and assembled with stainless steel hardware and are available in three distinct styles: lay-in lug, copper lug and enclosed style. The SDB series are listed for attachment to 1/2" through 1" in diameter EMT and rigid conduit raceways and steel and copper water piping systems. Patent Pending.

 File No. E20412

Brass

| Catalog Number | Lug Type | Conductor Range | Unit Qty. | Std. Pkg. Qty. |
|----------------|------------|-----------------------------|-----------|----------------|
| SDB-1300B | Copper | #4 - #14 AWG Copper Only | 20 | 100 |
| SDB-1301B | Lay-in lug | #2 - #10 AWG Copper Only | 20 | 100 |
| SDB-1302B | Closed Lug | #2 - #10 AWG Copper Only | 20 | 100 |

OTHER INNOVATIONS FROM BRIDGEPORT



▶ **PUSH-EMT® Connectors and Couplings**
Connect EMT approximately 75% faster than conventional fittings.

MIGHTY-HOLD® Universal Straps
Easy to use one hole design supports multiple sizes – carry less product on the job.



▶ **MIGHTY-MERGE® Raintight Combination Couplings**
Easily transition EMT to rigid for a secure raintight/wet location seal.


MIGHTY-SEAL® Raintight Reducing Sealing Washers
Concentric knockouts often break out larger than expected. This easy fix maintains NEMA 3R rating.



THE BRIDGEPORT FITTINGS DIFFERENCE



Distributed by:



Bridgeport Fittings, Inc.
705 Lordship Blvd.
Stratford, CT 06615-7313

Voice: 203.377.5944
Fax: 203.381.3488
E-mail: sales@bptfittings.com

www.bptfittings.com



Printed in the U.S.A.
© 2013 Bridgeport Fittings, Inc. All rights reserved.

