

Selector switch, illuminable, 22 mm, round, plastic with metal front ring, white, selector switch, short, 2 switch positions O-I, latching, actuating angle 90°, 10:30h/13:30h, with holder, 1 NO, 1 NC, screw terminal, with laser labeling, upper case



Product brand name	SIRIUS ACT
Product designation	Selector switches
Design of the product	Complete unit
Product type designation	3SU1
Product line	Plastic with metal front ring, matt, 22 mm
Manufacturer's article number	
<ul style="list-style-type: none"> • 1 of supplied contact module • 2 of supplied contact module • of the supplied holder • of the supplied actuator 	3SU1400-1AA10-1BA0 3SU1400-1AA10-1CA0 3SU1500-0AA10-0AA0 3SU1032-2BF60-0AA0

Enclosure	
Number of command points	1

Actuator	
Design of the operating mechanism	Selector, short
Manner of function of the actuating element	latching, 90° (10:30 h/13:30 h)
Product extension optional Light source	Yes
Color of the actuating element	white
Material of the actuating element	plastic

Shape of the actuating element	round
Outer diameter of the actuating element	32.3 mm
Marking of the actuating element	Any inscription, text in upper case
Number of contact modules	2
Number of switching positions	2
Actuating angle	90°
<ul style="list-style-type: none"> clockwise 	

Front ring

Product component front ring	Yes
Design of the front ring	standard
Material of the front ring	Metal, matt
Color of the front ring	sand gray

Holder

Material of the holder	Plastic
------------------------	---------

Display

Number of LED modules	0
-----------------------	---

General technical data

Product function	Yes
<ul style="list-style-type: none"> positive opening 	
Product component	No
<ul style="list-style-type: none"> Light source 	
Insulation voltage	500 V
<ul style="list-style-type: none"> rated value 	
Degree of pollution	3
Type of voltage	AC/DC
<ul style="list-style-type: none"> of the operating voltage 	
Surge voltage resistance rated value	6 kV
Protection class IP	IP66, IP67, IP69(IP69K)
<ul style="list-style-type: none"> of the terminal 	IP20
Degree of protection NEMA rating	NEMA 1, 2, 3, 3R, 4, 4X, 12, 13
Shock resistance	Sinusoidal half-wave 50 g / 11 ms Category 1, Class B
<ul style="list-style-type: none"> acc. to IEC 60068-2-27 for railway applications acc. to DIN EN 61373 	
Vibration resistance	10 ... 500 Hz: 5g Category 1, Class B
<ul style="list-style-type: none"> acc. to IEC 60068-2-6 for railway applications acc. to DIN EN 61373 	
Operating frequency maximum	1 800 1/h
Mechanical service life (switching cycles)	1 000 000
<ul style="list-style-type: none"> typical 	
Electrical endurance (switching cycles)	10 000 000
<ul style="list-style-type: none"> typical 	

Thermal current	10 A
Reference code acc. to DIN EN 81346-2	S
Reference code acc. to DIN EN 61346-2	S
Continuous current of the C characteristic MCB	10 A; for a short-circuit current smaller than 400 A
Continuous current of the quick DIAZED fuse link	10 A
Continuous current of the DIAZED fuse link gG	10 A
Operating voltage	
• at AC	
— at 50 Hz rated value	5 ... 500 V
— at 60 Hz rated value	5 ... 500 V
• at DC	
— rated value	5 ... 500 V

Power Electronics

Contact reliability	One maloperation per 100 million (17 V, 5 mA), one maloperation per 10 million (5 V, 1 mA)
----------------------------	--

Auxiliary circuit

Design of the contact of auxiliary contacts	Silver alloy
Number of NC contacts for auxiliary contacts	1
Number of NO contacts for auxiliary contacts	1

Connections/ Terminals

Type of electrical connection	
• of modules and accessories	Screw-type terminal
Type of connectable conductor cross-sections	
• solid with core end processing	2x (0.5 ... 0.75 mm ²)
• solid without core end processing	2x (1.0 ... 1.5 mm ²)
• finely stranded with core end processing	2x (0.5 ... 1.5 mm ²)
• finely stranded without core end processing	2x (1,0 ... 1,5 mm ²)
• at AWG conductors	2x (18 ... 14)
Tightening torque of the screws in the bracket	1 ... 1.2 N·m
Tightening torque	
• with screw-type terminals	0.8 ... 0.9 N·m

Safety related data

B10 value	
• with high demand rate acc. to SN 31920	100 000
Proportion of dangerous failures	
• with low demand rate acc. to SN 31920	20 %
• with high demand rate acc. to SN 31920	20 %
Failure rate [FIT]	
• with low demand rate acc. to SN 31920	100 FIT
T1 value for proof test interval or service life acc. to IEC 61508	20 y





Ambient conditions

Ambient temperature	
<ul style="list-style-type: none"> during operation during storage 	<p>-25 ... +70 °C</p> <p>-40 ... +80 °C</p>
Environmental category during operation acc. to IEC 60721	3M6, 3S2, 3B2, 3C3, 3K6 (with relative air humidity of 10 ... 95 %, no condensation in operation permitted for all devices behind front panel)


Installation/ mounting/ dimensions

Mounting type	
<ul style="list-style-type: none"> of modules and accessories 	Front plate mounting
Height	40 mm
Width	32.3 mm
Shape of the installation opening	round
Mounting diameter	22.3 mm
Positive tolerance of installation diameter	0.4 mm
Mounting height	28.8 mm
Installation width	32.3 mm
Installation depth	49.7 mm

Certificates/ approvals

General Product Approval	Declaration of Conformity	Test Certificates
 CSA	 UL	 EAC
	 EG-Konf.	Miscellaneous Type Test Certificates/Test Report

Test Certificates	Marine / Shipping
Special Test Certificate	 ABS
	 LRS
	 PRS
	 RINA
	 RMRS

Marine / Shipping	other
	Confirmation
 DNV-GL	

Further information

Information- and Downloadcenter (Catalogs, Brochures,...)

<https://www.siemens.com/ic10>

Industry Mall (Online ordering system)

<https://mall.industry.siemens.com/mall/en/en/Catalog/product?mfb=3SU1130-2BF60-1MA0-Z Y11>

Cax online generator

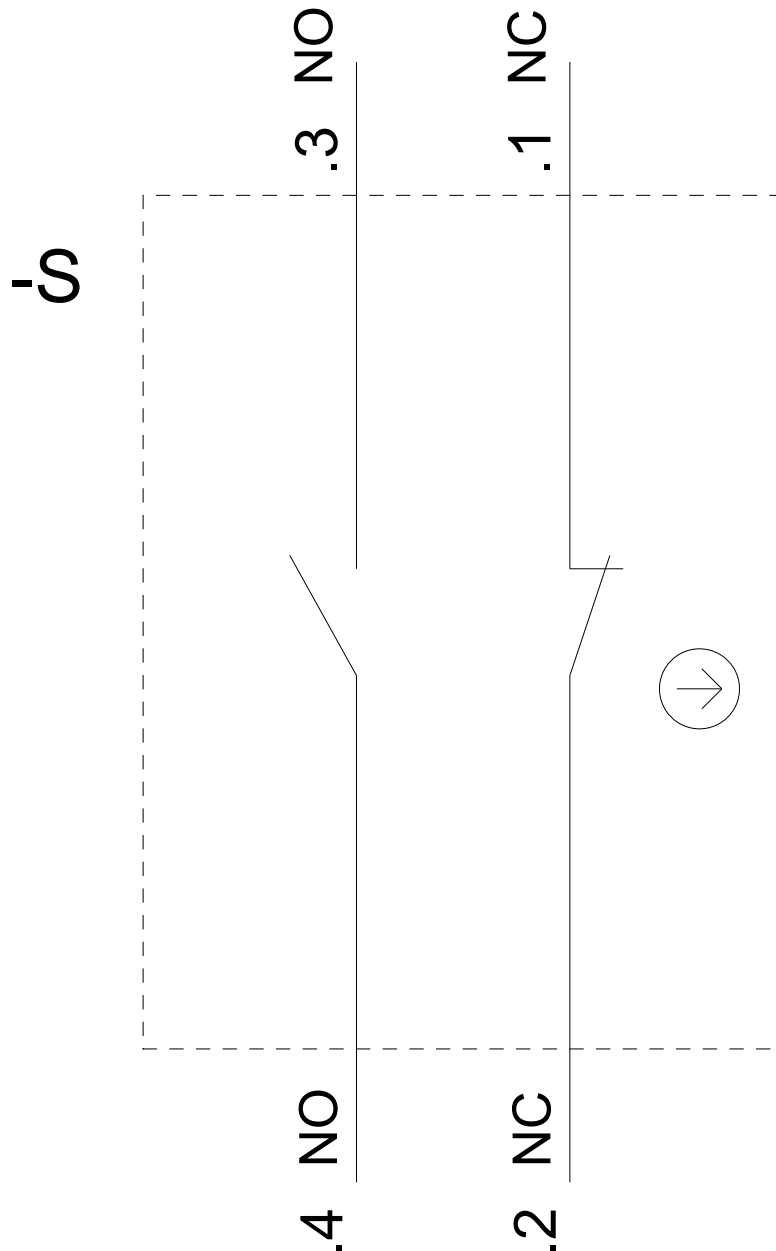
<http://support.automation.siemens.com/WW/CAXorder/default.aspx?lang=en&mfb=3SU1130-2BF60-1MA0-Z Y11>

Service&Support (Manuals, Certificates, Characteristics, FAQs,...)

<https://support.industry.siemens.com/cs/ww/en/ps/3SU1130-2BF60-1MA0-Z Y11>

Image database (product images, 2D dimension drawings, 3D models, device circuit diagrams, EPLAN macros, ...)

http://www.automation.siemens.com/bilddb/cax_de.aspx?mfb=3SU1130-2BF60-1MA0-Z Y11&lang=en



last modified:

02/06/2020