

Illuminated pushbutton, 30 mm, round, Metal, matte, green, Front ring for flush installation, momentary contact type, with laser labeling, inscription or symbol Customer-specific selection with SIRIUS ACT configurator (CIN)



Product brand name	SIRIUS ACT
Product designation	Illuminated pushbuttons
Design of the product	Actuating/signaling element
Product type designation	3SU1
Product line	Metal, matt, flat, 30 mm

Enclosure	
Number of command points	1

Actuator	
Design of the operating mechanism	Flat button
Manner of function of the actuating element	momentary contact type
Product extension optional Light source	Yes
Color	
• of the actuating element	green
Material of the actuating element	plastic
Shape of the actuating element	round
Outer diameter of the actuating element	38 mm
Marking of the actuating element	Any inscription, text or symbol, can only be ordered via SIRIUS ACT configurator/Configuration Identification Number (CIN)





Front ring	
Product component front ring	Yes
Design of the front ring	Flat
Material of the front ring	Metal, matt
Color of the front ring	sand gray

General technical data	
Protection class IP	IP66, IP67, IP69(IP69K)
Degree of protection NEMA rating	NEMA 1, 2, 3, 3R, 4, 4X, 12, 13
Shock resistance	
<ul style="list-style-type: none"> acc. to IEC 60068-2-27 for railway applications acc. to DIN EN 61373 	Sinusoidal half-wave 50 g / 11 ms Category 1, Class B
Vibration resistance	
<ul style="list-style-type: none"> acc. to IEC 60068-2-6 for railway applications acc. to DIN EN 61373 	10 ... 500 Hz: 5g Category 1, Class B
Operating frequency maximum	3 600 1/h
Mechanical service life (switching cycles)	
<ul style="list-style-type: none"> typical 	3 000 000
Reference code acc. to DIN EN 81346-2	S
Reference code acc. to DIN EN 61346-2	S


Ambient conditions	
Ambient temperature	
<ul style="list-style-type: none"> during operation during storage 	-25 ... +70 °C -40 ... +80 °C
Environmental category during operation acc. to IEC 60721	3M6, 3S2, 3B2, 3C3, 3K6 (with relative air humidity of 10 ... 95 %)

Installation/ mounting/ dimensions	
Height	38 mm
Width	38 mm
Shape of the installation opening	round
Mounting diameter	30.5 mm
Positive tolerance of installation diameter	0.5 mm
Mounting height	4.2 mm
Installation width	38 mm
Installation depth	31.1 mm

Certificates/ approvals

General Product Approval			Declaration of Conformity		Test Certificates
				Miscellaneous	Type Test Certificates/Test Report

Test Certificates	Marine / Shipping				
Special Test Certificate					

Marine / Shipping	other
	Confirmation

Further information

- Information- and Downloadcenter (Catalogs, Brochures,...)**
<https://www.siemens.com/ic10>
- Industry Mall (Online ordering system)**
<https://mall.industry.siemens.com/mall/en/en/Catalog/product?mlfb=3SU1061-0JB40-0AA0-Z Y19>
- Cax online generator**
<http://support.automation.siemens.com/WW/CAXorder/default.aspx?lang=en&mlfb=3SU1061-0JB40-0AA0-Z Y19>
- Service&Support (Manuals, Certificates, Characteristics, FAQs,...)**
<https://support.industry.siemens.com/cs/ww/en/ps/3SU1061-0JB40-0AA0-Z Y19>
- Image database (product images, 2D dimension drawings, 3D models, device circuit diagrams, EPLAN macros, ...)**
http://www.automation.siemens.com/bilddb/cax_de.aspx?mlfb=3SU1061-0JB40-0AA0-Z Y19&lang=en

last modified: 02/06/2020