

OVERLOAD RELAY, 9...12.5 A, 1NO+1NC, SIZE S0, CLASS 10,
 MAIN CIRCUIT: SCREW CONNECTION, AUXILIARY CIRCUIT:
 CAGE CLAMP, FOR CONTACTOR MOUNTING



Figure similar

product brandname	SIRIUS
Product designation	thermal overload relay
General technical data	
Size of overload relay	S0
Size of contactor can be combined company-specific	S0
Power loss [W] total typical	6 W
Insulation voltage with degree of pollution 3 rated value	690 V
Surge voltage resistance rated value	6 kV
Protection class IP	
• on the front	IP20
Shock resistance	8g / 10 ms
Type of protection	DMT 98 ATEX G 001
Protection against electrical shock	finger-safe
Equipment marking acc. to DIN EN 81346-2	F
Ambient conditions	

Installation altitude at height above sea level maximum	2 000 m
Ambient temperature	
• during operation	-20 ... +70 °C
• during storage	-55 ... +80 °C
• during transport	-55 ... +80 °C
Relative humidity during operation	100 %

Main circuit

Number of poles for main current circuit	3
Adjustable pick-up value current of the current-dependent overload release	9 ... 12.5 A
Operating voltage	
• at AC-3 rated value maximum	690 V

Auxiliary circuit

Number of NC contacts	
• for auxiliary contacts	1
Number of NO contacts	
• for auxiliary contacts	1
Number of CO contacts	
• for auxiliary contacts	0
Operating current of auxiliary contacts at AC-15	
• at 24 V	3 A
• at 110 V	3 A
• at 120 V	3 A
• at 125 V	3 A
• at 230 V	2 A
• at 400 V	1 A
Operating current of auxiliary contacts at DC-13	
• at 24 V	1 A
• at 110 V	0.22 A
• at 125 V	0.22 A
• at 220 V	0.11 A

Protective and monitoring functions

Trip class	CLASS 10
-------------------	----------

Short-circuit protection

Design of the fuse link	
• for short-circuit protection of the auxiliary switch required	fuse gL/gG: 6 A, quick: 10 A

Installation/ mounting/ dimensions

Mounting position	with vertical mounting surface +/-135° rotatable, with vertical mounting surface +/- 45° tiltable to the front and back
--------------------------	---

Mounting type	direct mounting
Height	97 mm
Width	45 mm
Depth	96 mm
Required spacing	
<ul style="list-style-type: none"> • with side-by-side mounting <ul style="list-style-type: none"> — forwards 0 mm — Backwards 0 mm — upwards 0 mm — downwards 0 mm — at the side 0 mm • for grounded parts <ul style="list-style-type: none"> — forwards 0 mm — Backwards 0 mm — upwards 0 mm — at the side 6 mm — downwards 0 mm • for live parts <ul style="list-style-type: none"> — forwards 0 mm — Backwards 0 mm — upwards 0 mm — downwards 0 mm — at the side 6 mm 	

Connections/Terminals

Product function	
<ul style="list-style-type: none"> • removable terminal for auxiliary and control circuit 	No
Type of electrical connection	
<ul style="list-style-type: none"> • for main current circuit • for auxiliary and control current circuit 	<p>screw-type terminals</p> <p>Cage Clamp terminals</p>
Type of connectable conductor cross-sections	
<ul style="list-style-type: none"> • for main contacts <ul style="list-style-type: none"> — solid 2 x (1 ... 2.5 mm²), 2 x (2.5 ... 6 mm²), max. 2 x (2.5 ... 10 mm²) — finely stranded with core end processing 2x (1 ... 2.5 mm²), 2x (2.5 ... 6 mm²), 1x 10 mm² • at AWG conductors for main contacts 2x (16 ... 12), 2x (14 ... 8) 	
Type of connectable conductor cross-sections	
<ul style="list-style-type: none"> • for auxiliary contacts <ul style="list-style-type: none"> — solid 2x (0.5 ... 2.5 mm²) — finely stranded with core end processing 2x (0.5 ... 1.5 mm²) — finely stranded without core end processing 2x (0.5 ... 1.5 mm²) • at AWG conductors for auxiliary contacts 2x (20 ... 14) 	

Certificates/approvals

General Product Approval



CCC



CSA



UL



ATEX



IECEX

Declaration of Conformity



EG-Konf.

Test Certificates

[Typprüfbescheinigung/Werkszeugnis](#)

[spezielle Prüfbescheinigung](#)
[n](#)

Shipping Approval



ABS



BUREAU VERITAS



DNV

Shipping Approval



GL



LRS



RINA



RMRS

other

[sonstig](#)

[Umweltbestätigung](#)

other

[Bestätigungen](#)

Further information

Information- and Downloadcenter (Catalogs, Brochures,...)

<http://www.siemens.com/industrial-controls/catalogs>

Industry Mall (Online ordering system)

<https://mall.industry.siemens.com/mall/en/en/Catalog/product?mlfb=3RU1126-1KD0>

Cax online generator

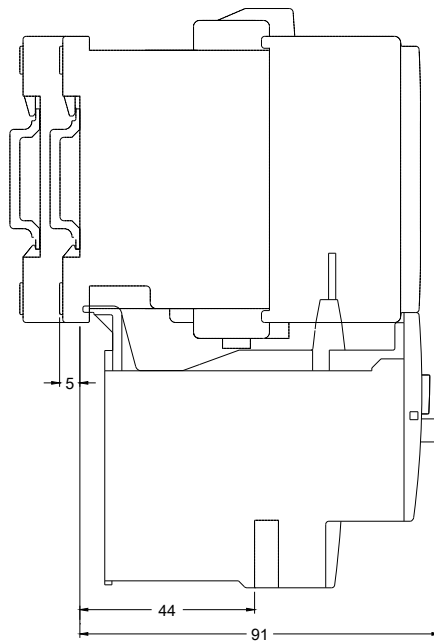
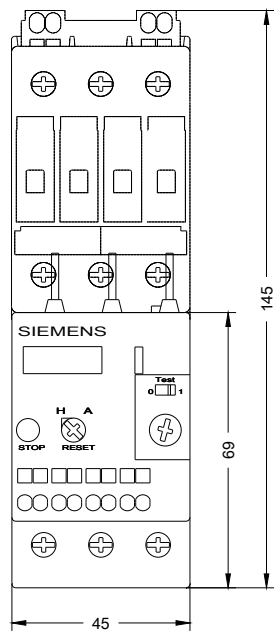
<http://support.automation.siemens.com/WW/CAXorder/default.aspx?lang=en&mlfb=3RU1126-1KD0>

Service&Support (Manuals, Certificates, Characteristics, FAQs,...)

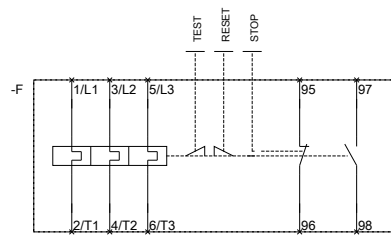
<https://support.industry.siemens.com/cs/ww/en/ps/3RU1126-1KD0>

Image database (product images, 2D dimension drawings, 3D models, device circuit diagrams, EPLAN macros, ...)

http://www.automation.siemens.com/bilddb/cax_de.aspx?mlfb=3RU1126-1KD0&lang=en



MEBRLSSTREZAIS FUER



MEBRLSSTREZAIS FUER

last modified:

12/18/2016