



circuit breaker 3VA2 IEC frame 400 breaking capacity class M Icu=55kA @ 415V 3-pole, line protection ETU560, LSIG, In=400A overload protection Ir=160A...400A short-circuit protection Isd=0.6..10x In, li=1.5..10x In N conductor protection optionally with external current transformer, up to 160% gr.-fault prot., can be sw. off Ig=0.2...1 x In, tg=0.05-0.8s nut keeper kit

Model	
product brand name	SENTRON
product designation	Molded case circuit breaker
Product version	Line protection
design of the overcurrent release	ETU560
protection function of the overcurrent release	LSIG
number of poles	3
General technical data	
Tension assignée d'isolement Ui	800 V
power loss [W] / maximum	96 W
Active power loss / for rated value of the current / at AC / in hot operating state / per pole	32 W
mechanical service life (switching cycles) / typical	20 000
Electrical endurance (switching cycles) / at AC-1 / at 380/415 V 50/60 Hz	6 000
Electrical endurance (switching cycles) / at AC-1 / at 690 V 50/60 Hz	5 000
Neutral conductors / upgradeable/retrofitable	Yes
ground-fault monitoring version	Summation current formation L-conductor
product function	
• communication function	Yes
• other measurement function	No
net weight	4.719 kg
Current	
operational current	
• at 40 °C	400 A
• at 45 °C	400 A
• at 50 °C	400 A
• at 55 °C	375 A
• at 60 °C	350 A
• at 65 °C	325 A
• at 70 °C	300 A
Switching capacity according to IEC 60947	
switching capacity class of the circuit breaker	M
breaking capacity maximum short-circuit current (Icu)	
• at 240 V	85 kA
• at 415 V	55 kA
• at 440 V	55 kA

<ul style="list-style-type: none"> <li>• at 500 V</li> <li>• at 690 V</li> </ul>	36 kA 5 kA
breaking capacity operating short-circuit current (Ics) <ul style="list-style-type: none"> <li>• at 240 V</li> <li>• at 415 V</li> <li>• at 440 V</li> <li>• at 500 V</li> <li>• at 690 V</li> </ul>	85 kA 55 kA 55 kA 36 kA 5 kA
short-circuit current making capacity (Icm) <ul style="list-style-type: none"> <li>• at 240 V</li> <li>• at 415 V</li> <li>• at 690 V</li> </ul>	187 kA 121 kA 7.5 kA

#### Adjustable parameters

Adjustable response value current / I <sub>g</sub> min.	160 A
Adjustable response value current / I <sub>g</sub> min.	400 A
Adjustable response value current / I <sub>g</sub> min.	0.5
Adjustable response value current / I <sub>g</sub> min.	17
Adjustable response value current / I <sub>g</sub> min.	240 A
Adjustable response value current / I <sub>g</sub> min.	4 000 A
Adjustable response value current / I <sub>g</sub> min.	0.05 s
Adjustable response value current / I <sub>g</sub> min.	0.5 s
Adjustable response value current / I <sub>g</sub> min.	0.05 s
Adjustable response value current / I <sub>g</sub> min.	0.5 s
Adjustable response value current / I <sub>i</sub> min.	600 A
Adjustable response value current / I <sub>i</sub> max.	4 000 A
Ground fault protection / tripping switchable / I <sub>2t</sub> =ON/OFF	Yes
Adjustable response value current / I <sub>g</sub> min.	80 A
Adjustable response value current / I <sub>g</sub> max.	400 A
Adjustable response value current / t <sub>g</sub> min.	0.05 s
Adjustable response value current / I <sub>g</sub> min.	0.8 s
Adjustable response value current / for G-tripping / with I <sub>2t</sub> characteristic / min.	0.2 A
Adjustable response value current / for G-tripping / with I <sub>2t</sub> characteristic / max.	1 A

#### Mechanical Design

height [in]	9.8 in
Height	248 mm
width [in]	5.4 in
Width	138 mm
depth [in]	4.3 in
depth	110 mm

#### Connections

arrangement of electrical connectors / for main current circuit	Front terminal
type of electrical connection / for main current circuit	on both sides nut keeper kit
Type of connectable conductor cross-section, connection screw, width x thickness , min.	20 x 1 mm
Type of connectable conductor cross-section, connection screw, width x thickness , max.	35 x 10 mm

#### Auxiliary circuit

number of CO contacts / for auxiliary contacts	0
--	---

#### Accessories

product extension / optional / motor drive	Yes
--	-----

#### Environmental conditions

protection class IP / on the front	IP40
ambient temperature	
<ul style="list-style-type: none"> <li>• during operation / minimum</li> <li>• during operation / maximum</li> <li>• during storage / minimum</li> </ul>	-25 °C 70 °C -40 °C

• during storage / maximum

80 °C

### Certificates

reference code / acc. to IEC 81346-2

Q

#### General Product Approval

EMC

Declaration of  
Conformity



[Miscellaneous](#)



EG-Konf.

#### Test Certificates

#### Shipping Approval

[Type Test  
Certificates/Test  
Report](#)

[Special Test  
Certificate](#)

[Miscellaneous](#)



LRS

#### Shipping Approval

other



[CCS / China  
Classification  
Society](#)

[Manufacturer  
Declaration](#)

[Miscellaneous](#)

### Further information

Information- and Downloadcenter (Catalogs, Brochures,...)

<http://www.siemens.com/lowvoltage/catalogs>

Industry Mall (Online ordering system)

<https://mall.industry.siemens.com/mall/en/en/Catalog/product?mlfb=3VA2340-5JQ32-0AA0>

Service&Support (Manuals, Certificates, Characteristics, FAQs,...)

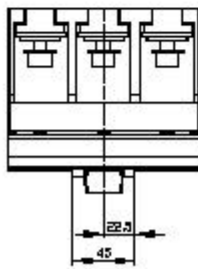
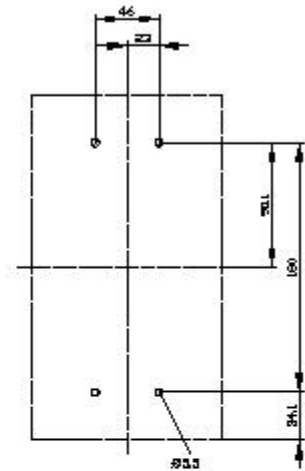
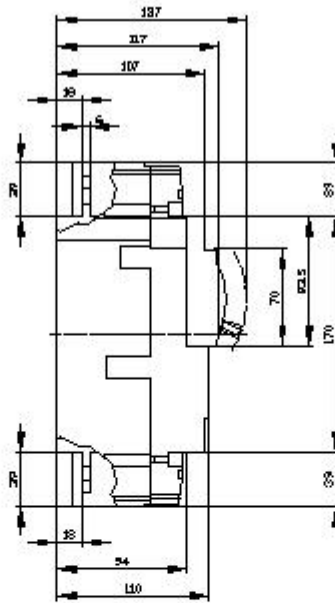
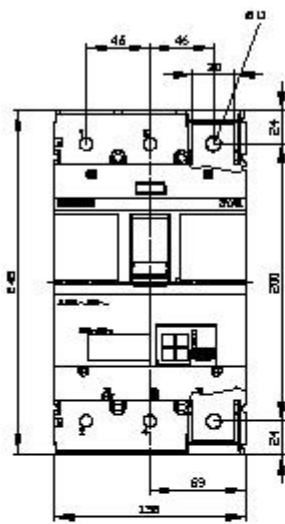
<https://support.industry.siemens.com/cs/ww/en/ps/3VA2340-5JQ32-0AA0>

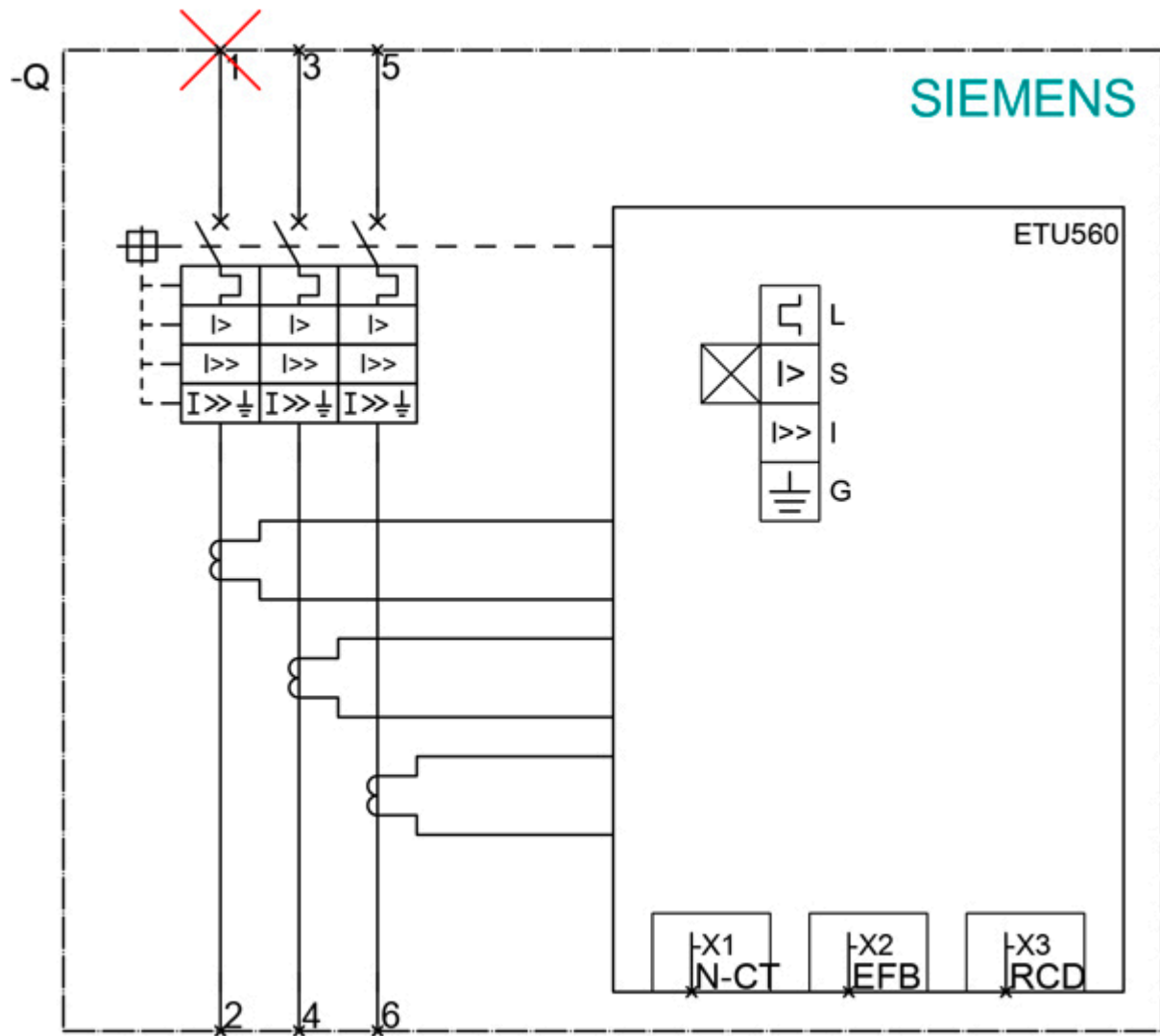
Image database (product images, 2D dimension drawings, 3D models, device circuit diagrams, ...)

[http://www.automation.siemens.com/bilddb/cax\\_en.aspx?mlfb=3VA2340-5JQ32-0AA0](http://www.automation.siemens.com/bilddb/cax_en.aspx?mlfb=3VA2340-5JQ32-0AA0)

Tender specifications

<http://www.siemens.com/specifications>





last modified:

12/18/2020