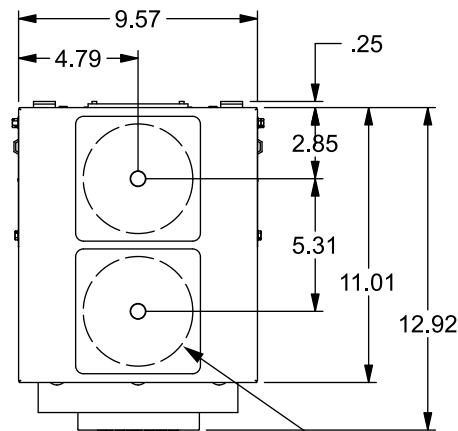


Catalog Numbers

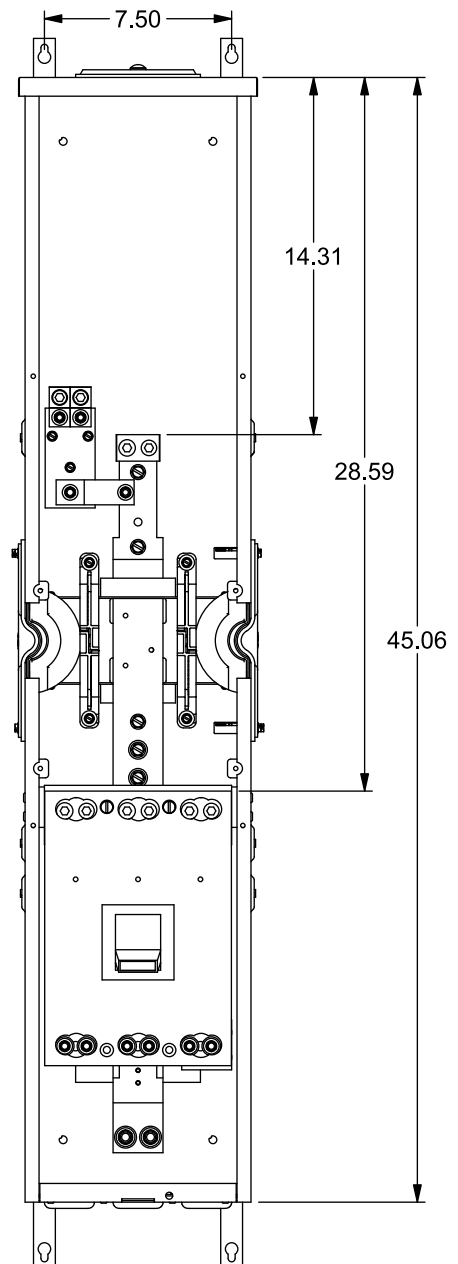
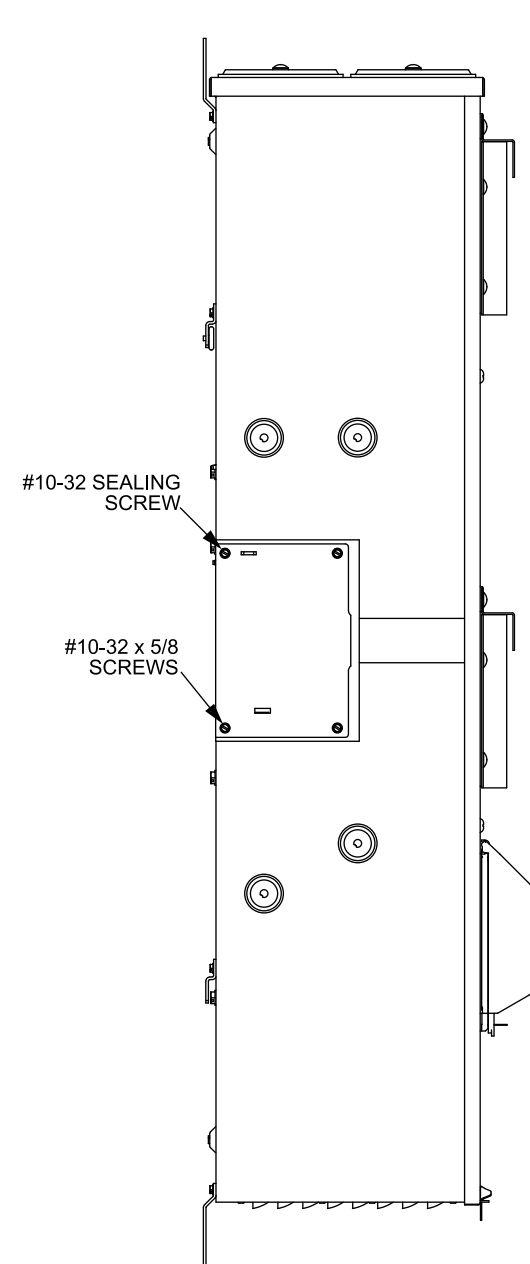
Catalog No.	Amperage Rating	Max. Interrupting Rating
3 PHASE, 4 WIRE, 240V AC MAX		
WB3200T	200	65,000
WB3200TU	200	100,000
WB3250T	250	65,000
WB3250TU	250	100,000
WB3300T	300	65,000
WB3300TU	300	100,000
WB3350T	350	65,000
WB3350TU	350	100,000
WB3400T	400	65,000
WB3400TU	400	100,000

- TYPE 3R OUTDOOR ENCLOSURE
- MAIN BUS RATING: 1200A MAX., 240V AC Max.
- 3 PHASE
- FOR OVERHEAD SERVICE ONLY
- MOUNTING RAILS AND ADJUSTABLE BRACKETS FOR SECURE MOUNTING



(2) TYPE "HD" 4" MAX HUB OPENINGS, FACTORY INSTALLED COVER PLATES

FRONT VIEW SHOWN WITH COVER AND SHIELDS REMOVED



Accessories

Ground Bar Kit	ECLX069M
Ground Lug Kit (3 Position)	ECGLK3300, (3) #6-300kcmil, Torque 250 lb-in
Ground Lug Kit (6 Position)	ECGLK6300, (6) #6-300kcmil, Torque 250 lb-in
Breaker Lug Kit (factory installed)	LK32500 (kit includes 4 lugs)
Alternate Breaker Lug Kit	LK31750 - (1) 500-750 kcmil, Torque 500 lb.-in. (kit includes 4 lugs)

Equip Ground Acc'y Cat. No. ECLX069M	
Small Terminals	Large Terminals
Wire Range / Torque	Wire Range / Torque
10-14 AWG 20 lb-in	10-14 AWG 35 lb-in
8 AWG 25 lb-in	8 AWG 40 lb-in
6 AWG 35 lb-in	1/0-6 AWG . 45 lb-in

HD Type Hubs	Catalog No.
Hub Cover Plate	EC56933S
Type HD Hub 2"	EC56854
Type HD Hub 2-1/2"	EC56855
Type HD Hub 3"	EC56856
Type HD Hub 3-1/2"	EC56857
Type HD Hub 4"	EC56858

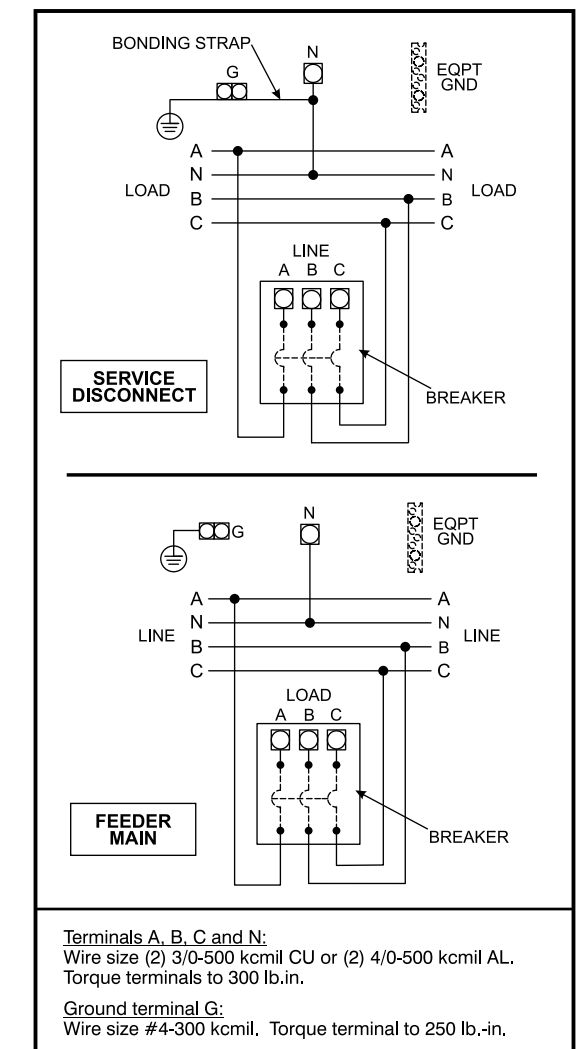
Additional Modules

IMPORTANT - for use with:

Module Description	Siemens Series#
Main Breakers	WB(M), WEB(M), WXB, BFT
Switches	WMP, WS, WES, WXS
Tap/Terminal Boxes	WTB, WET, WT_PU, WTBN, WBT
Pull Boxes	WMMB
Meter Module	(W)MM, (W)MT, (W)ML, (W)MK, (W)MLZ(F), (W)MN
Meter Combinations	WC, WCL, WCT,
Extension Box	WSP, WSPD
Bussed Elbow	BE, WELB

Connect Modules Using:	Catalog Number / Torque
QuickConnect	QC4, Torque 400-440 lb-in (35-36 ft.-lb.)

Schematic



© 2018 Copyright Siemens Industry, Inc.

SIEMENS
Siemens Industry, Inc.

PowerMod™ Breaker Mains

Description: **200-400A, 3 Phase, Top Feed Skinny Mains**

KAM 8/6/18 DO NOT SCALE DRAWING Dwg. No. **WB3200T-WB3400TU**