



circuit breaker 3VA4 UL frame 125 breaking capacity class S 25kA @ 480 V 2-pole, line protection TM210, FTFM, In=30A overload protection Ir=30A fixed short-circuit protection li=10 x In clamp connection

Model	
product brand name	SETRON
product designation	Molded-case circuit breaker
Product version	System protection
design of the load switch / acc. to UL 489 / Heating, Air Conditioning, and Refrigeration circuit breaker (HACR Type)	Yes
design of the load switch / acc. to UL 489 / High-Intensity-Discharge circuit breaker (HID Type)	Yes
design of the overcurrent release	TM210
protection function of the overcurrent release	LI
number of poles	2
General technical data	
power loss [W] / maximum	6 W
Active power loss / for rated value of the current / at AC / in hot operating state / per pole	3 W
mechanical service life (switching cycles) / typical	15 000
electrical endurance (switching cycles) / at 480 V	8 000
electrical endurance (switching cycles) / at 600 V	4 000
Neutral conductors / upgradeable/retrofitable	No
ground-fault monitoring version	Without
product function	
• communication function	No
• other measurement function	No
Current	
marking / acc. to UL 489 / 100%-rated breaker	No
Max. rated operational current of the frame size	125 A
Courant permanent assigné Iu	30 A
operational current	
• at 40 °C	30 A
• at 45 °C	29 A
• at 50 °C	29 A
• at 55 °C	28 A
• at 60 °C	27 A
• at 65 °C	27 A
• at 70 °C	26 A
Switching capacity according to IEC 60947	
switching capacity class of the circuit breaker	S

design of short-circuit protection	For switching power values in DC networks, see the 3VA molded case circuit breaker device manual; link to be found under Service & Support in the last chapter		
Switching capacity according to UL 489			
breaking capacity current			
<ul style="list-style-type: none"> • at 240 V • at 480 Y/277 V • at 480 V • at 600 Y/347 V 		65 kA	25 kA
		25 kA	14 kA
Adjustable parameters			
Adjustable response value current / li min.		300 A	
Adjustable response value current / li max.		300 A	
Ground fault protection / tripping switchable / I2t=ON/OFF		No	
Mechanical Design			
height [in]		5.1 in	
Height		129.4 mm	
width [in]		2 in	
Width		50.8 mm	
depth [in]		3 in	
depth		75.1 mm	
Connections			
arrangement of electrical connectors / for main current circuit		Load side: Circular conductor terminal	
type of electrical connection / for main current circuit		Infeed side: Low tab	
Type of connectable conductor cross-section, round conductor terminal, stranded		1 x (14 AWG - 8 AWG)	
Auxiliary circuit			
number of CO contacts / for auxiliary contacts		0	
Accessories			
product extension / optional / motor drive		No	
Environmental conditions			
protection class IP / on the front		IP40	
ambient temperature			
<ul style="list-style-type: none"> • during operation / minimum • during operation / maximum • during storage / minimum • during storage / maximum 		-25 °C	70 °C
		-40 °C	80 °C
Certificates			
reference code / acc. to IEC 81346-2		Q	
General Product Approval		EMC	other



[Miscellaneous](#)



[Miscellaneous](#)

Further information

Information- and Downloadcenter (Catalogs, Brochures,...)

<http://www.siemens.com/lowvoltage/catalogs>

Industry Mall (Online ordering system)

<https://mall.industry.siemens.com/mall/en/en/Catalog/product?mlfb=3VA4130-4ED24-0AA0>

Service&Support (Manuals, Certificates, Characteristics, FAQs,...)

<https://support.industry.siemens.com/cs/ww/en/ps/3VA4130-4ED24-0AA0>

Image database (product images, 2D dimension drawings, 3D models, device circuit diagrams, ...)

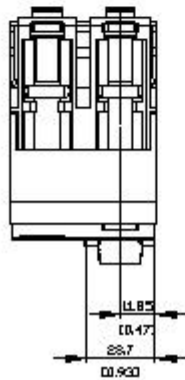
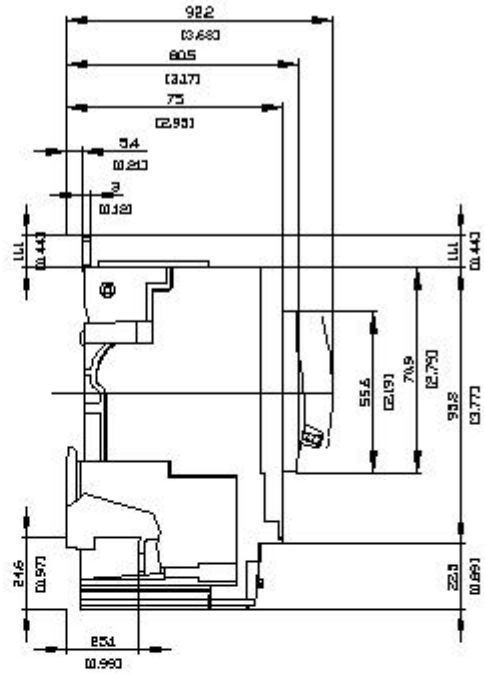
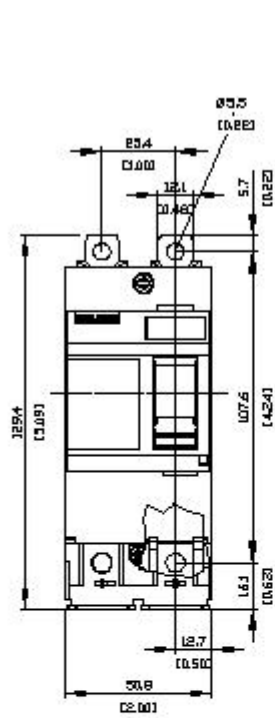
http://www.automation.siemens.com/bilddb/cax_en.aspx?mlfb=3VA4130-4ED24-0AA0

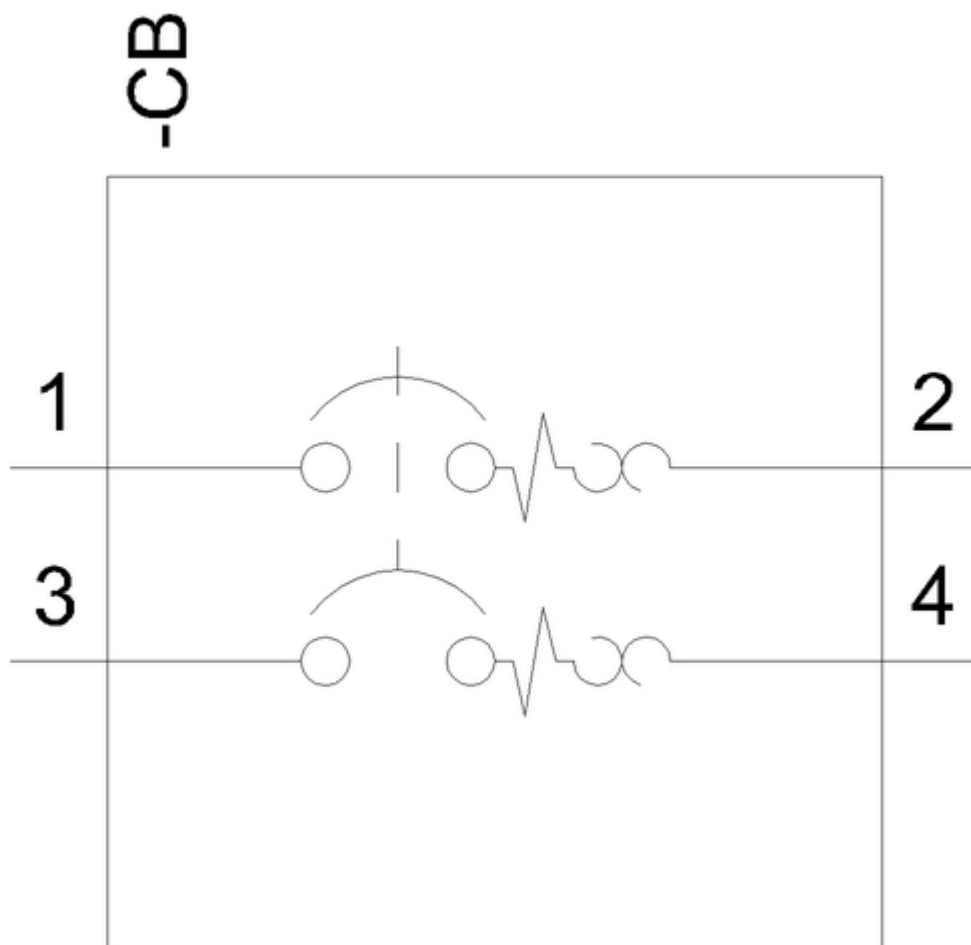
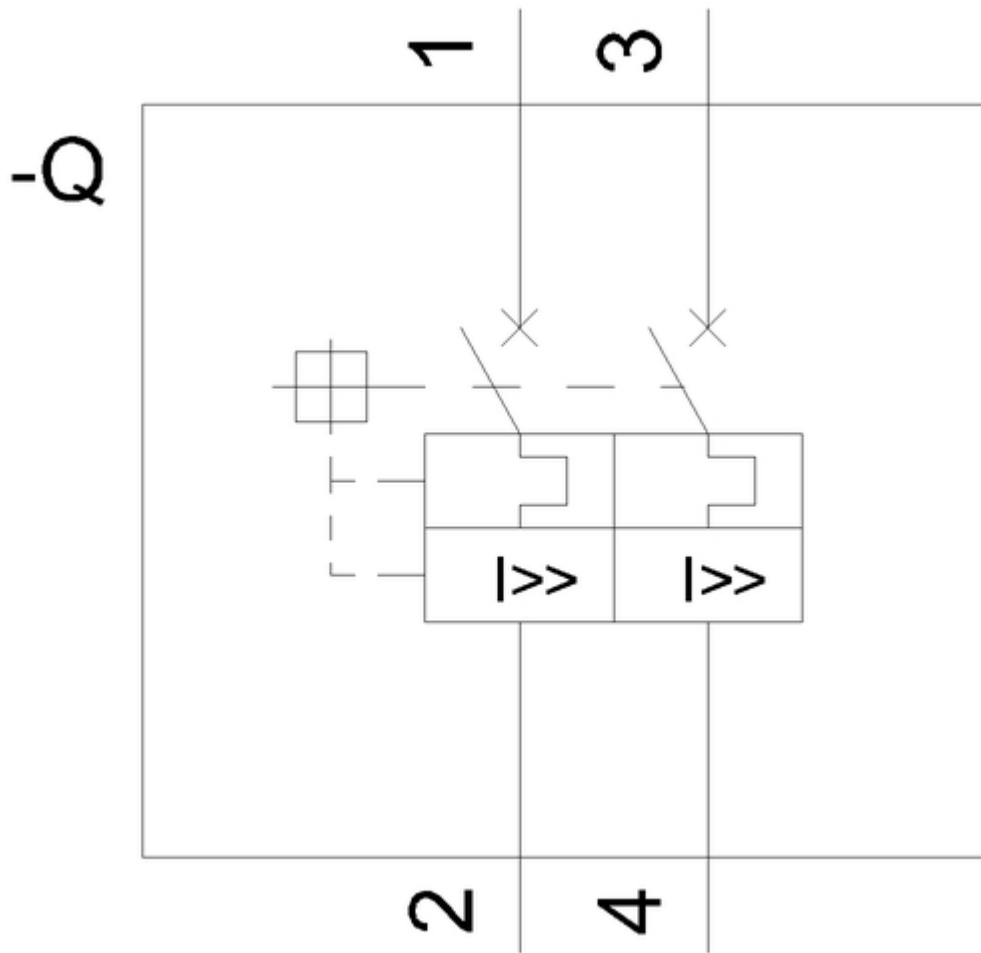
CAX-Online-Generator

<http://www.siemens.com/cax>

Tender specifications

<http://www.siemens.com/specifications>





last modified:

4/21/2021 