SIEMENS

Data sheet 3VA1225-1AA42-0AA0

switch disconnector 3VA1 IEC frame 250 4-pole SD100, In=250A without overload protection w/o short-circuit protection nut keeper kit

Model	
product brand name	SENTRON
product designation	Molded case circuit breaker
design of the product	in MCCB design
number of poles	4
design of the auxiliary release	without
design of the auxiliary switch	Without
General technical data	
insulation voltage / rated value	800 V
operating voltage / at DC / rated value	600 V
operating voltage / at AC / rated value	690 V
power loss [W] / maximum	57 W
mechanical service life (operating cycles) / typical	15 000
product function / communication function	No
Net Weight	1.982 kg
Current	
operational current	
● at 40 °C	250 A
● at 45 °C	250 A
● at 50 °C	250 A
● at 55 °C	243 A
● at 60 °C	237 A
● at 65 °C	230 A
● at 70 °C	223 A
let-through I2t value / at AC-23 B	
● at 400 V / maximum permissible	1 810 000 $A^2 \cdot s$
● at 500 V / maximum permissible	1 660 000 $A^2 \cdot s$
● at 690 V / maximum permissible	1 140 000 $A^2 \cdot s$
let-through current (Ic) / at AC-23 B	
● at 400 V / maximum permissible	29 kA
● at 500 V / maximum permissible	18.7 kA
● at 690 V / maximum permissible	14.9 kA
Mechanical Design	
product component	
● undervoltage release	No
● voltage trigger	No
● undervoltage release with leading contact	No
● trip indicator	No
height	158 mm
width	140 mm

Subject to change without notice
© Copyright Siemens

depth	70 mm
Connections	
arrangement of electrical connectors / for main current circuit	Front terminal
type of electrical connection / for main current circuit	busbar connection
design of the surface / of the connections / on the top of the switch (N, 1, 3, 5)	silver
design of the surface / of the connections / on the bottom of the switch (N, 2, 4, 6)	Silver
Auxiliary circuit	
number of CO contacts / for auxiliary contacts	0
Accessories	
product extension / optional / motor drive	Yes
Environmental conditions	
protection class IP / on the front	IP40
ambient temperature	
• during operation / minimum	-25 °C
• during operation / maximum	70 °C
• during storage / minimum	-40 °C
• during storage / maximum	80 °C
Environmental footprint	
Global Warming Potential [CO2 eq] / total	285.47 kg
Global Warming Potential [CO2 eq] / during manufacturing	6.87 kg
Global Warming Potential [CO2 eq] / during operation	279 kg
Global Warming Potential [CO2 eq] / after end of life	-0.78 kg
reference code / according to IEC 81346-2	Q

Approvals / Certificates

General Product Approval

CCC	UKCA	CE EG-Konf.	Confirmation	VDE	Miscellaneous

General Product Approval	EMV	Test Certificates			Marine / Shipping
EAC	RCM	Type Test Certificates/Test Report	Miscellaneous	Special Test Certificate	ABS

Marine / Shipping				other	
BUREAU VERITAS	DNV	LRS	RMRS	Miscellaneous	Confirmation

other	Environment		
Miscellaneous	EPD	Environmental Confirmations	Environmental Confirmations

Further information

Information on the packaging
https://support.industry.siemens.com/cs/ww/en/view/109813875
Information- and Downloadcenter (Catalogs, Brochures,…)
http://www.siemens.com/lowvoltage/catalogs
Industry Mall (Online ordering system)
https://mall.industry.siemens.com/mall/en/en/Catalog/product?mlfb=3VA1225-1AA42-0AA0

Subject to change without notice
© Copyright Siemens

Service&Support (Manuals, Certificates, Characteristics, FAQs,...)
https://support.industry.siemens.com/cs/ww/en/ps/3VA1225-1AA42-0AA0
Image database (product images, 2D dimension drawings, 3D models, device circuit diagrams, ...)
http://www.automation.siemens.com/bilddb/cax_en.aspx?mlfb=3VA1225-1AA42-0AA0
CAx-Online-Generator
http://www.siemens.com/cax
Tender specifications
http://www.siemens.com/specifications

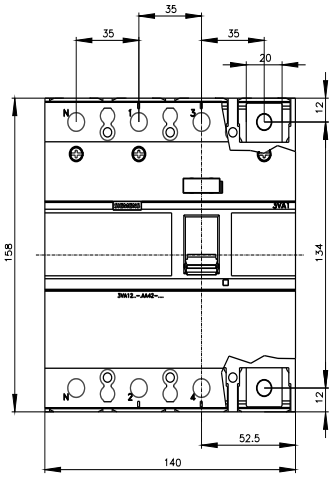

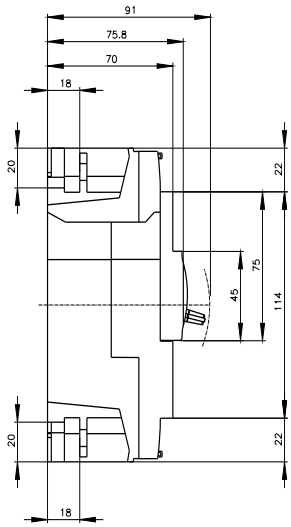

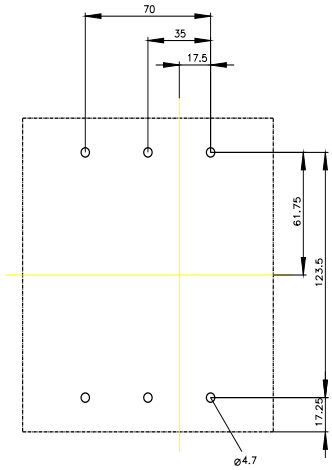

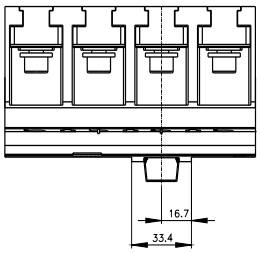

Subject to change without notice
© Copyright Siemens

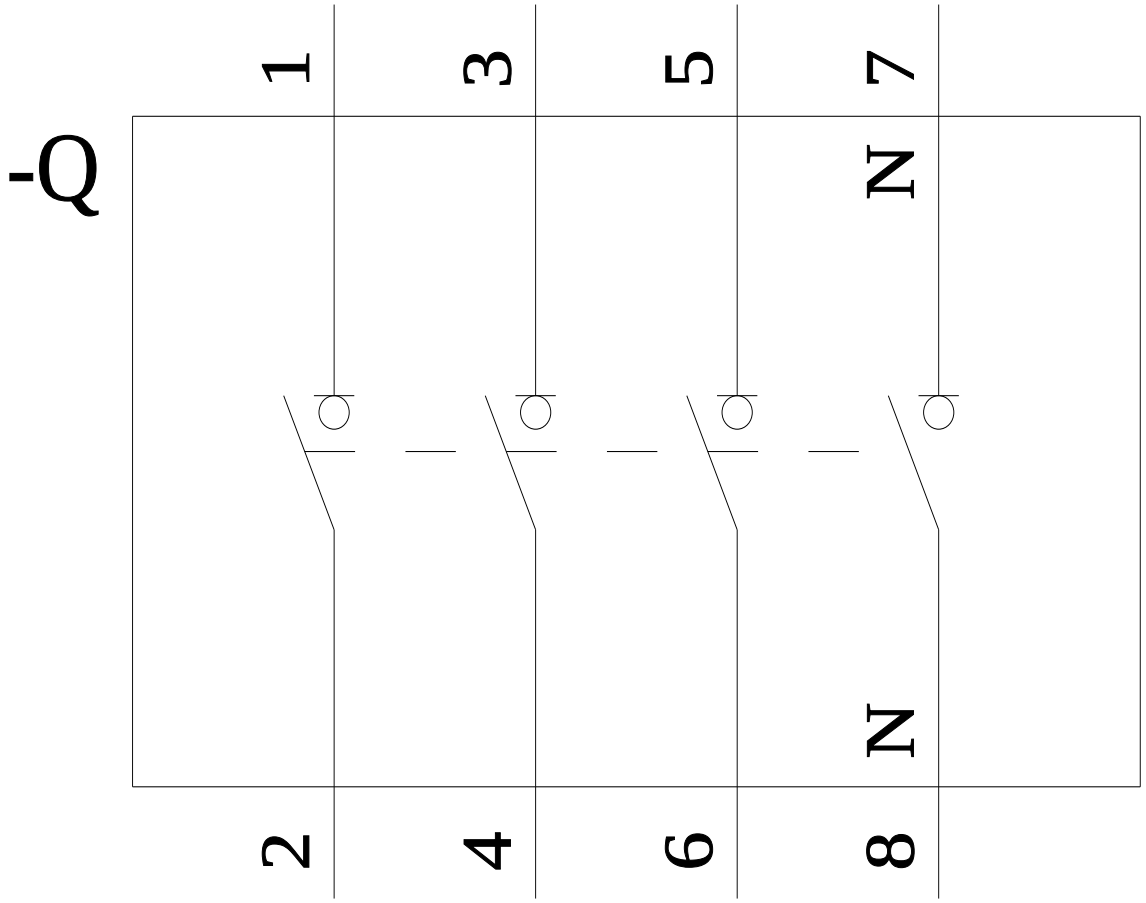

last modified: 10/23/2024

Subject to change without notice
© Copyright Siemens

Subject to change without notice
© Copyright Siemens