

circuit breaker VL630H high breaking capacity I_{cu}=70kA, 415V AC 3-pole, starter combination trip unit magnetic I_n=315A, rated current I_I=2000...4000A, short-circuit protection without auxiliary release without auxiliary/alarm switch

Model	
type of the driving mechanism motor drive	No
design of the overcurrent release	M
General technical data	
number of poles	3
size of the circuit-breaker	3VL5
mechanical service life (operating cycles) typical	10 000
electrical endurance (operating cycles) typical	5 000
utilization category	A
performance class for circuit breaker	N
reference code according to DIN 40719 extended according to IEC 204-2 according to IEC 750	Q
operating frequency maximum	60 1/s
Voltage	
Rated operational voltage U _e max.	690 V
<ul style="list-style-type: none"> insulation voltage rated value insulation voltage (U_i) at AC rated value 	800 V
surge voltage resistance rated value	8 kV
operating voltage <ul style="list-style-type: none"> rated value maximum for main current circuit at AC at 50 Hz maximum for main current circuit at AC at 60 Hz maximum for main current circuit at DC maximum 	690 V 690 V 690 V 500 V
Protection class	
protection class IP	IP20
protection function of the overcurrent release	I
Main circuit	
operating frequency <ul style="list-style-type: none"> 1 rated value 2 rated value 	50 Hz 60 Hz
operating power at AC-3 <ul style="list-style-type: none"> at 230 V rated value at 400 V rated value 	57.9 kW 174.6 kW
Auxiliary circuit	
number of CO contacts for auxiliary contacts	0
number of NC contacts for auxiliary contacts	0
number of NO contacts for auxiliary contacts	0
Suitability	
suitability for use	Starter protection
Product details	
product component <ul style="list-style-type: none"> trip indicator auxiliary switch voltage trigger undervoltage release undervoltage release with leading contact 	No No No No No
product extension optional motor drive	Yes
Product function	
product function	

• of thermal overload trip unit	without
• grounding protection	No
• for neutral conductors short-circuit and overload proof	No
• overload protection	No

Short circuit

operating short-circuit current breaking capacity (Ics)	
• at 240 V rated value	75 kA
• at 415 V rated value	70 kA
• at 500 V rated value	30 kA
• at 690 V rated value	10 kA
maximum short-circuit current breaking capacity (Icu)	
• at 240 V rated value	100 kA
• at 415 V rated value	70 kA
• at 440 V rated value	50 kA
• at 480 V according to NEMA rated value	50 kA
• at 500 V rated value	40 kA
• at 600 V according to NEMA rated value	30 kA
• at 690 V rated value	20 kA

Connections

arrangement of electrical connectors for main current circuit	front side
type of connectable conductor cross-sections for auxiliary contacts	
• solid	0.75 ... 1.5 mm ²
• finely stranded with core end processing	0,75 ... 1.0 mm ²
type of electrical connection for main current circuit	screw-type terminals

Mechanical Design

height	279.5 mm
width	190 mm
depth	138.5 mm
fastening method	fixed mounting

Environmental conditions

ambient temperature during operation	
• minimum	0 °C
• maximum	70 °C
ambient temperature during storage	
• minimum	-40 °C
• maximum	80 °C

Approvals Certificates

General Product Approval	other	Environment
--------------------------	-------	-------------

[Confirmation](#)



[Miscellaneous](#)

[Confirmation](#)

[Environmental Confirmations](#)

Further information

Information on the packaging

<https://support.industry.siemens.com/cs/ww/en/view/109813875>

Information- and Downloadcenter (Catalogs, Brochures,...)

<http://www.siemens.com/lowvoltage/catalogs>

Industry Mall (Online ordering system)

<https://mall.industry.siemens.com/mall/en/en/Catalog/product?mlfb=3VL5731-2DK36-0AA0>

Service&Support (Manuals, Certificates, Characteristics, FAQs,...)

<https://support.industry.siemens.com/cs/ww/en/ps/3VL5731-2DK36-0AA0>

Image database (product images, 2D dimension drawings, 3D models, device circuit diagrams, ...)

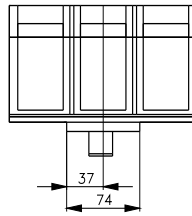
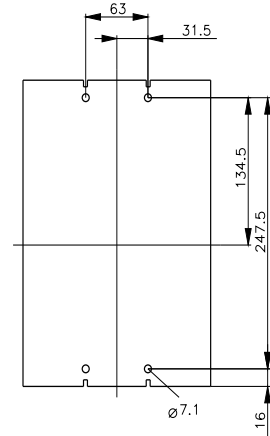
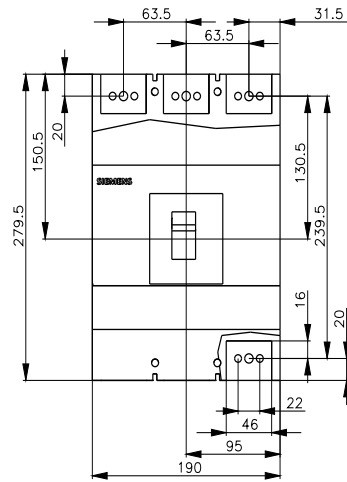
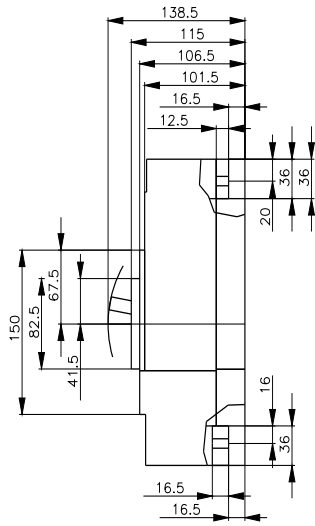
http://www.automation.siemens.com/bilddb/cax_en.aspx?mlfb=3VL5731-2DK36-0AA0

CAX-Online-Generator

<http://www.siemens.com/cax>

Tender specifications

<http://www.siemens.com/specifications>



last modified:

6/17/2023 

