



Load feeder fuseless, Direct-on-line starting 400 V AC, Size S00 0.70...1.00 A 24 V DC Spring-type terminal for installation on standard mounting rail (also fulfills type of coordination 1) Type of coordination 2, I_q = 150 kA 1 NO (contactor)

product brand name	SIRIUS
product designation	Direct (on-line) starter
design of the product	for standard rail or screw mounting
product type designation	3RA21
manufacturer's article number	
<ul style="list-style-type: none"> • of the supplied contactor • of the supplied circuit-breakers • of the supplied link module 	3RT2015-2BB41 3RV2011-0JA20 3RA2911-2AA00
General technical data	
size of the circuit-breaker	S00
size of load feeder	S00
power loss [W] for rated value of the current	
<ul style="list-style-type: none"> • at AC in hot operating state per pole • without load current share typical 	2.6 W 4 W
insulation voltage with degree of pollution 3 at AC rated value	690 V
surge voltage resistance rated value	6 kV
degree of protection NEMA rating	other
shock resistance according to IEC 60068-2-27	6g / 11 ms
mechanical service life (operating cycles) of contactor typical	30 000 000
type of assignment	2
reference code according to IEC 81346-2:2019	Q
Substance Prohibitance (Date)	10/01/2009
SVHC substance name	Lead - 7439-92-1
Weight	0.749 kg
Ambient conditions	
ambient temperature	
<ul style="list-style-type: none"> • during operation • during storage • during transport 	-20 ... +60 °C -50 ... +80 °C -50 ... +80 °C
temperature compensation	-20 ... +60 °C
relative humidity during operation	10 ... 95 %
Main circuit	
number of poles for main current circuit	3
design of the switching contact	electromechanical
adjustable current response value current of the current-dependent overload release	0.7 ... 1 A
operating voltage	
<ul style="list-style-type: none"> • rated value • at AC-3 rated value maximum • at AC-3e rated value maximum 	690 V 690 V 690 V

operating frequency rated value	50 ... 60 Hz
operational current	
• at AC-3 at 400 V rated value	1 A
• at AC-3e at 400 V rated value	1 A
operating power	
• at AC-3	
— at 400 V rated value	250 W
• at AC-3e	
— at 400 V rated value	250 W
Control circuit/ Control	
type of voltage of the control supply voltage	DC
control supply voltage at DC rated value	24 V
holding power of magnet coil at DC	4 W
Auxiliary circuit	
product extension auxiliary switch	Yes
Protective and monitoring functions	
trip class	CLASS 10
design of the overload release	thermal (bimetallic)
response value current of instantaneous short-circuit trip unit	13 A
UL/CSA ratings	
full-load current (FLA) for 3-phase AC motor	
• at 480 V rated value	1 A
• at 600 V rated value	1 A
yielded mechanical performance [hp]	
• for 3-phase AC motor	
— at 460/480 V rated value	0.5 hp
— at 575/600 V rated value	0.5 hp
Short-circuit protection	
product function short circuit protection	Yes
design of the short-circuit trip	magnetic
conditional short-circuit current (I_q)	
• at 400 V according to IEC 60947-4-1 rated value	150 000 A
Installation/ mounting/ dimensions	
mounting position	vertical
fastening method	screw and snap-on mounting onto 35 mm DIN rail
height	198 mm
width	45 mm
depth	97 mm
required spacing	
• for grounded parts	
— forwards	20 mm
— backwards	0 mm
— upwards	50 mm
— at the side	20 mm
— downwards	10 mm
• for live parts	
— forwards	20 mm
— backwards	0 mm
— upwards	50 mm
— downwards	10 mm
— at the side	20 mm
Connections/ Terminals	
type of electrical connection	
• for main current circuit	spring-loaded terminals
• for auxiliary and control circuit	spring-loaded terminals
Safety related data	
product function suitable for safety function	Yes
Electrical Safety	
touch protection on the front according to IEC 60529	finger-safe, for vertical contact from the front
Communication/ Protocol	

protocol is supported	
• PROFINET IO protocol	No
• PROFIsafe protocol	No
protocol is supported AS-Interface protocol	No

Approvals Certificates





General Product Approval	For use in hazardous locations
---------------------------------	---------------------------------------






[Confirmation](#)



Test Certificates

Type Test Certificates/Test Report	Special Test Certificate				
--	--	---	---	---	---

Marine / Shipping

			Confirmation	Special Test Certificate	Transport Information
---	---	---	------------------------------	--	---------------------------------------

Environment

Environmental Confirmations

Further information

Information on the packaging
<https://support.industry.siemens.com/cs/ww/en/view/109813875>

Information- and Downloadcenter (Catalogs, Brochures,...)
<https://www.siemens.com/ic10>

Industry Mall (Online ordering system)
<https://mall.industry.siemens.com/mall/en/en/Catalog/product?mlfb=3RA2110-0JE15-1BB4>

Cax online generator
<http://support.automation.siemens.com/WW/CAXorder/default.aspx?lang=en&mlfb=3RA2110-0JE15-1BB4>

Service&Support (Manuals, Certificates, Characteristics, FAQs,...)
<https://support.industry.siemens.com/cs/ww/en/ps/3RA2110-0JE15-1BB4>

Image database (product images, 2D dimension drawings, 3D models, device circuit diagrams, EPLAN macros, ...)
http://www.automation.siemens.com/bilddb/cax_de.aspx?mlfb=3RA2110-0JE15-1BB4&lang=en

Characteristic: Tripping characteristics, I_t, Let-through current
<https://support.industry.siemens.com/cs/ww/en/ps/3RA2110-0JE15-1BB4/char>

Further characteristics (e.g. electrical endurance, switching frequency)
<http://www.automation.siemens.com/bilddb/index.aspx?view=Search&mlfb=3RA2110-0JE15-1BB4&objecttype=14&gridview=view1>

