

SIRIUS motor starter M200D AS-i Communication: AS-Interface DOL starter Basic Mechanical switching AC-3, 0.75KW / 400 V 0.15 A...2.00 A Electronic overload protection Thermistor: THERMOCLICK / PTC without brake contact 2DI AS-i + 2DI / 1DO on device Han Q4/2 - Han Q8/0



<b>Product brand name</b>	SIRIUS
<b>Product designation</b>	Motor starters
<b>Design of the product</b>	direct starter
<b>Product type designation</b>	M200D
<b>Trip class</b>	CLASS 10
<b>Product function</b>	
• on-site operation	No
• Control circuit interface to parallel wiring	No
<b>Insulation voltage rated value</b>	500 V
<b>Degree of pollution</b>	3
<b>maximum permissible voltage for safe isolation</b>	
• between main and auxiliary circuit	400 V
• between control and auxiliary circuit	24 V
<b>Protection class IP</b>	IP65
<b>Shock resistance</b>	12g / 11 ms
<b>Vibration resistance</b>	7 mm / 2g
<b>Mechanical service life (switching cycles) of the main contacts typical</b>	10 000 000
<b>Type of assignment</b>	2

<b>Certificate of suitability</b>	CE
<b>Reference code acc. to DIN EN 61346-2</b>	Q
<b>Product function</b>	
• direct start	Yes
• reverse starting	No
<b>Product component Motor brake output</b>	No
<b>Product feature</b>	
• brake control with 230 V AC	No
• brake control with 400 V AC	No
• brake control with 24 V DC	No
• brake control with 180 V DC	No
• brake control with 500 V DC	No
<b>Product extension braking module for brake control</b>	No
<b>Product function Short circuit protection</b>	Yes
<b>Design of short-circuit protection</b>	circuit-breakers
<b>Maximum short-circuit current breaking capacity (Icu)</b>	
• at 400 V rated value	50 000 A
• at 500 V rated value	50 000 A
EMC emitted interference acc. to IEC 60947-1	CISPR11, ambience A (industrial sector)
<b>EMI immunity acc. to IEC 60947-1</b>	corresponds to degree of severity 3, ambience A (industrial sector)
<b>Conducted interference</b>	
• due to burst acc. to IEC 61000-4-4	2 kV network connection / 1 kV control connection
• due to conductor-earth surge acc. to IEC 61000-4-5	2 kV
• due to conductor-conductor surge acc. to IEC 61000-4-5	1 kV
<b>Protection against electrical shock</b>	finger-safe
<b>Main circuit</b>	
<b>Number of poles for main current circuit</b>	3
<b>Design of the switching contact</b>	electromechanical
<b>Adjustable pick-up value current of the current-dependent overload release</b>	0.15 ... 2 A
<b>Type of the motor protection</b>	full motor protection
Operating voltage rated value	360 ... 440 V
<b>Operating current</b>	
• at AC at 400 V rated value	2 A
• at AC-3 at 400 V rated value	2 A
Operating power at AC-3	
• at 400 V rated value	0.75 kW
• at 500 V rated value	750 W
<b>Product function</b>	
• digital inputs parameterizable	No

• digital outputs parameterizable	No
<b>Number of digital inputs</b>	4
<b>Number of sockets</b>	
• for digital output signals	1
• for digital input signals	4
<b>Number of digital outputs</b>	1

### Supply voltage

<b>Type of voltage of the supply voltage</b>	DC
<b>Supply voltage 1 at DC rated value</b>	30 V
• minimum permissible	26.5 V
• maximum permissible	31.6 V

### Control circuit/ Control

<b>Type of voltage of the control supply voltage</b>	DC
<b>Control supply voltage at DC</b>	
• rated value	20.4 ... 28.8 V
<b>Control supply voltage 1</b>	
• at DC rated value	24 V
• at DC rated value	20.4 ... 28.8 V
• at DC	20.4 ... 28.8 V
<b>Power loss [W] in auxiliary and control circuit</b>	
• in switching state OFF with bypass circuit	2.0736 W
• in switching state ON with bypass circuit	4.1184 W


### Response times

<b>Switch-on delay time</b>	85 ms
<b>Off-delay time</b>	65 ms
<b>Mounting position</b>	vertical, horizontal, flat
• recommended	horizontal
<b>Mounting type</b>	screw fixing
<b>Height</b>	215 mm
<b>Width</b>	294 mm
<b>Depth</b>	159 mm
Installation altitude at height above sea level maximum	2 000 m
<b>Ambient temperature</b>	
• during operation	-25 ... +55 °C
• during storage	-40 ... +70 °C
• during transport	-40 ... +70 °C
Relative humidity during operation	10 ... 95 %
<b>Protocol is supported</b>	
• PROFIBUS DP protocol	No
• PROFINET protocol	No

<b>Design of the interface</b>	
• AS-Interface protocol	Yes
• PROFINET protocol	No
• PROFIBUS DP protocol	No
<b>Product function Bus communication</b>	Yes
Protocol is supported AS-Interface protocol	Yes
Product function Control circuit interface with IO link	No
Type of electrical connection of the communication interface	M12 plug
<b>Type of electrical connection</b>	
• for main current circuit	plug according to ISO 23570, HAN Q4/2
• for auxiliary and control current circuit	connector
<b>Type of electrical connection</b>	
• 1 for digital input signals	M12 socket
• 1 for digital output signals	M12 socket
• 2 for digital input signals	M12 socket
• 3 for digital input signals	M12 socket
• 4 for digital input signals	M12 socket
<b>Type of electrical connection</b>	
• at the manufacturer-specific device interface	optical interface
• for device addressing	M12 plug
• for supply voltage line-side	M12 plug

#### Certificates/ approvals

<b>General Product Approval</b>	<b>EMC</b>	<b>Declaration of Conformity</b>
 CCC	 CSA	 UL
 EAC	 RCM	 EG-Konf.

<b>Declaration of Conformity</b>	<b>Test Certificates</b>	<b>other</b>
<a href="#">Miscellaneous</a>	<a href="#">Type Test Certificates/Test Report</a>	<a href="#">Confirmation</a>
	 ASi	

#### Further information

**Information- and Downloadcenter (Catalogs, Brochures,...)**

[www.siemens.com/sirius/catalogs](http://www.siemens.com/sirius/catalogs)

**Industry Mall (Online ordering system)**

<https://mall.industry.siemens.com/mall/en/en/Catalog/product?mlfb=3RK1315-6KS41-0AA0>

**Cax online generator**

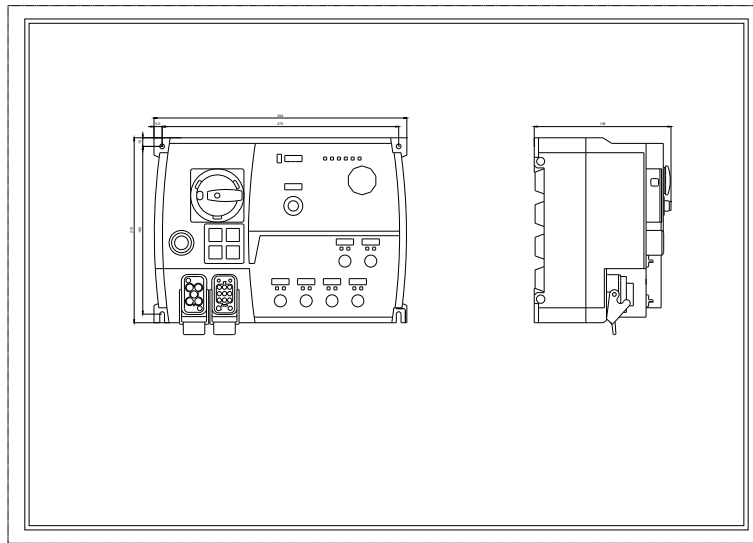
<http://support.automation.siemens.com/WW/CAXorder/default.aspx?lang=en&mfb=3RK1315-6KS41-0AA0>

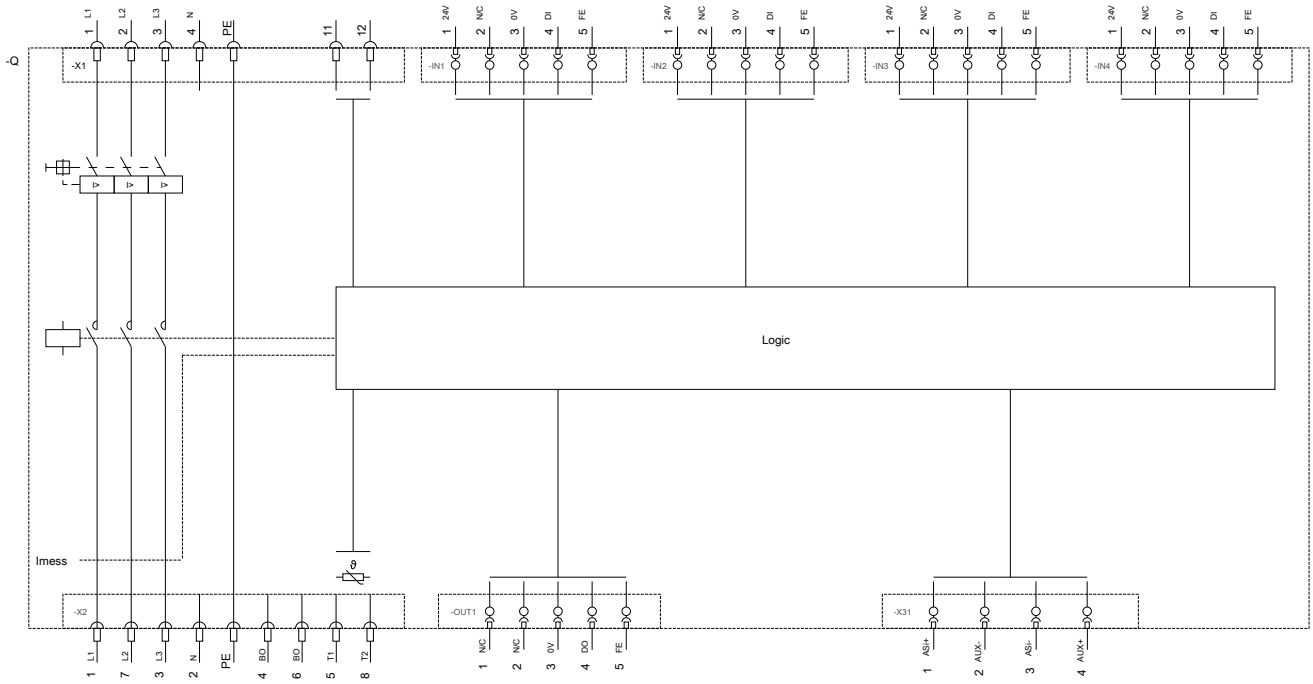
**Service&Support (Manuals, Certificates, Characteristics, FAQs,...)**

<https://support.industry.siemens.com/cs/ww/en/ps/3RK1315-6KS41-0AA0>

**Image database (product images, 2D dimension drawings, 3D models, device circuit diagrams, EPLAN macros, ...)**

[http://www.automation.siemens.com/bilddb/cax\\_de.aspx?mfb=3RK1315-6KS41-0AA0&lang=en](http://www.automation.siemens.com/bilddb/cax_de.aspx?mfb=3RK1315-6KS41-0AA0&lang=en)





last modified:

11/08/2019