

LED module with integrated LED 230 V AC, yellow, screw terminal, for front plate mounting



|                          |            |
|--------------------------|------------|
| Product brand name       | SIRIUS ACT |
| Product designation      | LED module |
| Product type designation | 3SU1       |

**General technical data**

|  |   |
|--|---|
| <b>Product component</b>   |   |
| <ul style="list-style-type: none"> <li>• diode</li> <li>• lamp transformer</li> <li>• Light source</li> <li>• series resistor</li> </ul> | <p>Yes</p> <p>No</p> <p>Yes</p> <p>No</p> |
| <b>Insulation voltage</b>  |   |
| <ul style="list-style-type: none"> <li>• rated value</li> </ul>  | 320 V                                     |
| <b>Degree of pollution</b>   | 3   |
| <b>Type of voltage</b>   |   |
| <ul style="list-style-type: none"> <li>• of the operating voltage</li> <li>• for actuation</li> </ul>                                    | <p>AC</p> <p>AC</p>                       |
| <b>Surge voltage resistance rated value</b>  | 4 kV                                      |
| <b>Consumed current</b>  |   |
| <ul style="list-style-type: none"> <li>• maximum</li> </ul>  | 20 mA                                     |
| <b>Protection class IP</b>   |   |

|  |   |
|--|---|
| <ul style="list-style-type: none"> <li>• of the enclosure</li> <li>• of the terminal</li> </ul>  | <p>IP40</p> <p>IP20</p>   |
| <b>Shock resistance</b> <ul style="list-style-type: none"> <li>• acc. to IEC 60068-2-27</li> <li>• for railway applications acc. to DIN EN 61373</li> </ul>                                    | <p>Sinusoidal half-wave 50 g / 11 ms</p> <p>Category 1, Class B</p> |
| <b>Operating period typical</b>  | 100 000 h   |
| <b>Reference code acc. to DIN EN 81346-2</b>   | P   |
| <b>Reference code acc. to DIN EN 61346-2</b>   | P   |
| <b>Operating voltage 1</b> <ul style="list-style-type: none"> <li>• at AC <ul style="list-style-type: none"> <li>— at 50 Hz rated value</li> <li>— at 60 Hz rated value</li> </ul> </li> </ul> | <p>230 V</p> <p>230 V</p>   |
| <b>Relative positive tolerance of the operating voltage</b>  | 20 %  |
| <b>Relative negative tolerance of the operating voltage</b>  | 20 %  |

|                                 |     |
|---------------------------------|-----|
| <b>Control circuit/ Control</b> |     |
| <b>Inrush current maximum</b>   | 3 A |

|   |  |
|---|--|
| <b>Connections/Terminals</b>  |  |
| <b>Type of electrical connection</b>  | screw-type terminals   |
| <b>Type of connectable conductor cross-sections</b> <ul style="list-style-type: none"> <li>• solid with core end processing</li> <li>• solid without core end processing</li> <li>• finely stranded with core end processing</li> <li>• finely stranded without core end processing</li> <li>• at AWG conductors</li> </ul> | <p>2x (0.5 ... 0.75 mm<sup>2</sup>)</p> <p>2x (1.0 ... 1.5 mm<sup>2</sup>)</p> <p>2x (0.5 ... 1.5 mm<sup>2</sup>)</p> <p>2x (1,0 ... 1,5 mm<sup>2</sup>)</p> <p>2x (18 ... 14)</p> |
| <b>Tightening torque</b> <ul style="list-style-type: none"> <li>• with screw-type terminals</li> </ul>  | 0.8 ... 0.9 N·m  |

|   |                     |
|---|---------------------|
| <b>Lamp</b>   |                     |
| <b>Type of light source</b>   | LED                 |
| <b>Color of the light source</b>  | yellow              |
| <b>Light intensity</b>  | 900 ... 1 400 mcd   |
| <b>Certificate of suitability</b> <ul style="list-style-type: none"> <li>• ATEX</li> <li>• IECEx</li> </ul> | <p>No</p> <p>No</p> |

|   |  |
|---|--|
| <b>Ambient conditions</b>   |  |
| <b>Ambient temperature</b> <ul style="list-style-type: none"> <li>• during operation</li> <li>• during storage</li> </ul> | <p>-25 ... +70 °C</p> <p>-40 ... +80 °C</p>  |
| Environmental category during operation acc. to IEC 60721   | 3M6, 3S2, 3B2, 3K6 (with relative air humidity of 10 ... 95 %, no condensation in operation permitted) |

|   |  |
|---|--|
| <b>Installation/ mounting/ dimensions</b> |  |
|---|--|

|  |                      |
|--|----------------------|
| • Mounting type of modules and accessories | Front plate mounting |
| (height)                                   | 33.2 mm              |
| Width                                      | 9.8 mm               |
| Depth                                      | 29.4 mm              |

Certificates/approvals

|                          |     |                           |
|--------------------------|-----|---------------------------|
| General Product Approval | EMC | Declaration of Conformity |
|--------------------------|-----|---------------------------|



|                           |                   |                   |
|---------------------------|-------------------|-------------------|
| Declaration of Conformity | Test Certificates | Marine / Shipping |
|---------------------------|-------------------|-------------------|

[Miscellaneous](#)

[Special Test Certificate](#)

[Type Test Certificates/Test Report](#)



|                   |       |
|-------------------|-------|
| Marine / Shipping | other |
|-------------------|-------|



[Confirmation](#)

Further information

**Information- and Downloadcenter (Catalogs, Brochures,...)**

<http://www.siemens.com/industrial-controls/catalogs>

**Industry Mall (Online ordering system)**

<https://mall.industry.siemens.com/mall/en/en/Catalog/product?mlfb=3SU1401-1BF30-1AA0>

**Cax online generator**

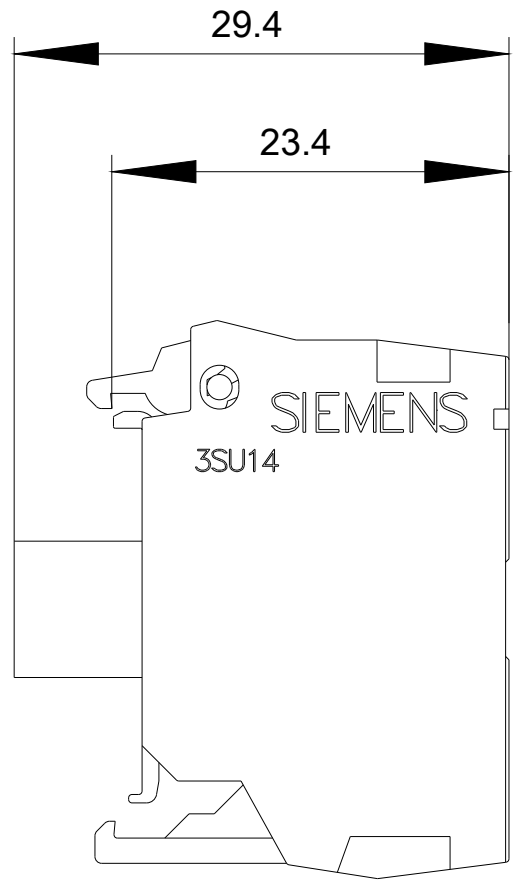
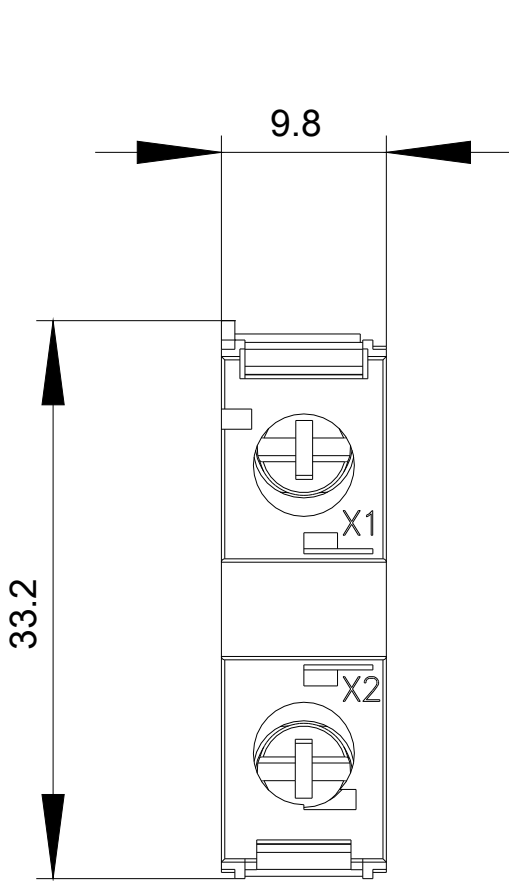
<http://support.automation.siemens.com/WW/CAXorder/default.aspx?lang=en&mlfb=3SU1401-1BF30-1AA0>

**Service&Support (Manuals, Certificates, Characteristics, FAQs,...)**

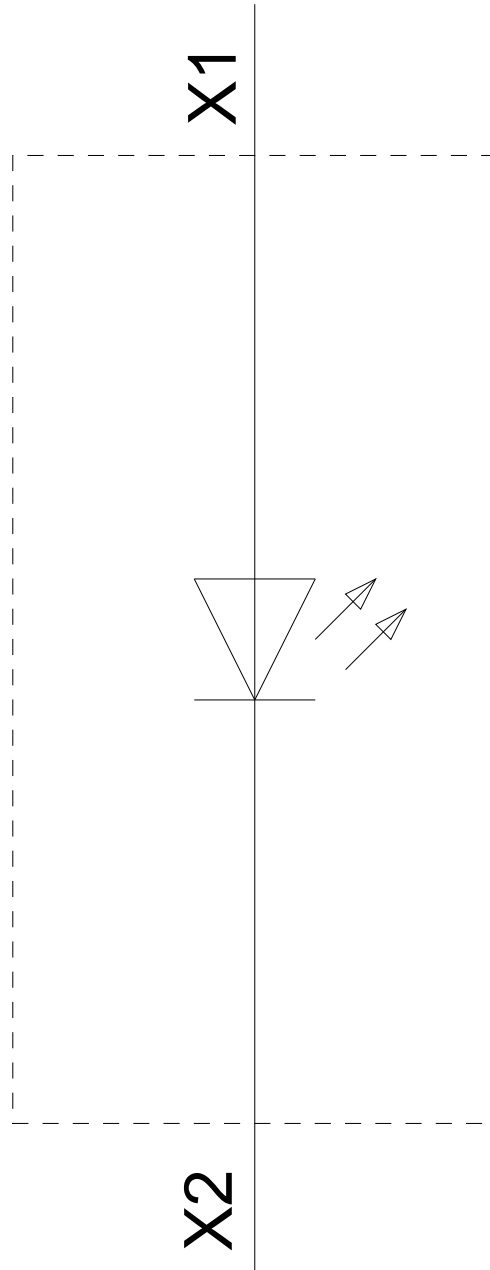
<https://support.industry.siemens.com/cs/ww/en/ps/3SU1401-1BF30-1AA0>

**Image database (product images, 2D dimension drawings, 3D models, device circuit diagrams, EPLAN macros, ...)**

[http://www.automation.siemens.com/bilddb/cax\\_de.aspx?mlfb=3SU1401-1BF30-1AA0&lang=en](http://www.automation.siemens.com/bilddb/cax_de.aspx?mlfb=3SU1401-1BF30-1AA0&lang=en)



230 V AC  
-P



last modified:

07/25/2019