

Coordinate switch, 22 mm, round, plastic with metal front ring, black, 2 switch positions, horizontal latching, with mechanical interlocking, with laser labeling, inscription or symbol, Customer-specific selection with SIRIUS ACT configurator (CIN)



Product brand name	SIRIUS ACT
Product designation	Coordinate switches
Design of the product	Actuating/signaling element
Product type designation	3SU1
Product line	Plastic with metal front ring, matt, 22 mm

Actuator	
Design of the operating mechanism	with mechanical interlocking
Manner of function of the actuating element	latching
Direction of actuation	horizontal
Color	
• of the actuating element	black
Material of the actuating element	plastic
Shape of the actuating element	Extended handle
Outer diameter of the actuating element	30.5 mm
Marking of the actuating element	Any inscription, text or symbol, can only be ordered via SIRIUS ACT configurator/Configuration Identification Number (CIN)
Type of unlocking device	push-to-unlatch mechanism
Number of switching positions	2
Maximum deflection angle [°]	30°

Front ring	
Product component front ring	Yes
Design of the front ring	high
Material of the front ring	Metal, matt
Color of the front ring	sand gray

General technical data	
Protection class IP	IP65, IP67
Degree of protection NEMA rating	NEMA 1, 2, 3, 3R, 4, 4X, 12, 13
Shock resistance	<ul style="list-style-type: none"> <li>• acc. to IEC 60068-2-27</li> <li>• for railway applications acc. to DIN EN 61373</li> </ul> Sinusoidal half-wave 50 g / 11 ms Category 1, Class B
Vibration resistance	<ul style="list-style-type: none"> <li>• acc. to IEC 60068-2-6</li> <li>• for railway applications acc. to DIN EN 61373</li> </ul> 10 ... 500 Hz: 5g Category 1, Class B
Operating frequency maximum	3 600 1/h
Mechanical service life (switching cycles)	<ul style="list-style-type: none"> <li>• as operating period per direction of actuation typical</li> </ul> 100 000
Reference code acc. to DIN EN 81346-2	S
Reference code acc. to DIN EN 61346-2	S





Safety related data	
B10 value	<ul style="list-style-type: none"> <li>• with high demand rate acc. to SN 31920</li> </ul> 100 000
Proportion of dangerous failures	<ul style="list-style-type: none"> <li>• with low demand rate acc. to SN 31920</li> <li>• with high demand rate acc. to SN 31920</li> </ul> 20 % 20 %
Failure rate [FIT]	<ul style="list-style-type: none"> <li>• with low demand rate acc. to SN 31920</li> </ul> 100 FIT
T1 value for proof test interval or service life acc. to IEC 61508	20 y

Ambient conditions	
Ambient temperature	<ul style="list-style-type: none"> <li>• during operation</li> <li>• during storage</li> </ul> -25 ... +70 °C -40 ... +80 °C
Environmental category during operation acc. to IEC 60721	3M6, 3S2, 3B2, 3C3, 3K6 (with relative air humidity of 10 ... 95 %)


Installation/ mounting/ dimensions	
Height	30.5 mm
Width	30.5 mm
Shape of the installation opening	round
Mounting diameter	22.3 mm

Positive tolerance of installation diameter	0.4 mm
Mounting height	75.6 mm
Installation width	30.5 mm
Installation depth	25.5 mm

### Certificates/ approvals

General Product Approval	Declaration of Conformity	Test Certificates
 CSA  UL  EAC  EG-Konf.	<a href="#">Miscellaneous</a>	<a href="#">Type Test Certificates/Test Report</a>

Test Certificates	Marine / Shipping
<a href="#">Special Test Certificate</a>	 ABS  LRS  PRS  RINA  RMRS

Marine / Shipping	other
 DNV-GL DNVGL.COM/AF	<a href="#">Confirmation</a>

### Further information

**Information- and Downloadcenter (Catalogs, Brochures,...)**

<https://www.siemens.com/ic10>

**Industry Mall (Online ordering system)**

<https://mall.industry.siemens.com/mall/en/en/Catalog/product?mlfb=3SU1030-7BA10-0AA0-Z Y19>

**Cax online generator**

<http://support.automation.siemens.com/WW/CAXorder/default.aspx?lang=en&mlfb=3SU1030-7BA10-0AA0-Z Y19>

**Service&Support (Manuals, Certificates, Characteristics, FAQs,...)**

<https://support.industry.siemens.com/cs/ww/en/ps/3SU1030-7BA10-0AA0-Z Y19>

**Image database (product images, 2D dimension drawings, 3D models, device circuit diagrams, EPLAN macros, ...)**

[http://www.automation.siemens.com/bilddb/cax\\_de.aspx?mlfb=3SU1030-7BA10-0AA0-Z Y19&lang=en](http://www.automation.siemens.com/bilddb/cax_de.aspx?mlfb=3SU1030-7BA10-0AA0-Z Y19&lang=en)

last modified:

02/06/2020