

Siemens  
EcoTech



circuit breaker 3VA2 IEC Frame 250 breaking capacity class H Icu=85 kA @ 415 V  
3-pole, line protection ETU340, ELISA LI, In=160 A overload protection Ir=63  
A...160 A short-circuit protection Ii=15 x In nut keeper kit



Model	
product brand name	SENTRON
product designation	Molded case circuit breaker
design of the product	Line protection
design of the overcurrent release	ETU340
protection function of the overcurrent release	ELISA LI
number of poles	3
General technical data	
insulation voltage / rated value	800 V
operating voltage / at AC / rated value	690 V
power loss [W] / maximum	19.7 W
power loss [W] / for rated value of the current / at AC / in hot operating state / per pole	6.57 W
mechanical service life (operating cycles) / typical	25 000
electrical endurance (operating cycles) / at AC-1 / at 380/415 V	12 000
electrical endurance (operating cycles) / at AC-1 / at 690 V	8 400
product feature / for neutral conductors / upgradable/retrofitable / short-circuit and overload proof	No
ground-fault monitoring version	Without
product function	
• communication function	No
• other measurement function	No
Net Weight	2.5 kg
Current	
operational current	
• at 40 °C	160 A
• at 45 °C	160 A
• at 50 °C	160 A
• at 55 °C	160 A
• at 60 °C	160 A
• at 65 °C	160 A
• at 70 °C	160 A
Switching capacity according to IEC 60947	
switching capacity class of the circuit breaker	H
maximum short-circuit current breaking capacity (Icu)	
• at 240 V	110 kA
• at 415 V	85 kA
• at 440 V	85 kA

<ul style="list-style-type: none"> <li>• at 500 V</li> <li>• at 690 V</li> </ul>	55 kA 3 kA
operating short-circuit current breaking capacity (Ics)	
<ul style="list-style-type: none"> <li>• at 240 V</li> <li>• at 415 V</li> <li>• at 440 V</li> <li>• at 500 V</li> <li>• at 690 V</li> </ul>	110 kA 85 kA 85 kA 55 kA 3 kA
short-circuit current making capacity (Icm)	
<ul style="list-style-type: none"> <li>• at 240 V</li> <li>• at 415 V</li> <li>• at 440 V</li> <li>• at 500 V</li> <li>• at 690 V</li> </ul>	242 kA 187 kA 187 kA 121 kA 4.5 kA

#### Adjustable parameters

product feature / for L-tripping / can be switched on/off	No
adjustable current response value current / of the L-trip / with I4t characteristic	63 ... 160 A
adjustable response value delay time (tr) / for L-tripping / with I4t characteristic	
<ul style="list-style-type: none"> <li>• minimum</li> <li>• maximum</li> </ul>	1 500 s 1 500 s
adjustable response value setting current (Ii) / for I-tripping	
<ul style="list-style-type: none"> <li>• minimum</li> <li>• maximum</li> </ul>	2 400 A 2 400 A
adjustable setting current (InN) / for N-tripping	
<ul style="list-style-type: none"> <li>• minimum</li> <li>• maximum</li> </ul>	0 A 0 A
product function / grounding protection	No

#### Mechanical Design

product component	
<ul style="list-style-type: none"> <li>• undervoltage release</li> <li>• voltage trigger</li> <li>• trip indicator</li> </ul>	No No No
height [in]	7.13 in
height	181 mm
width [in]	4.13 in
width	105 mm
depth [in]	3.39 in
depth	86 mm

#### Connections

arrangement of electrical connectors / for main current circuit	Front terminal
type of electrical connection / for main current circuit	on both sides nut keeper kit
type of connectable conductor cross-sections / for flat-bar terminal connection / minimum	13 x 1 mm
type of connectable conductor cross-sections / for flat-bar terminal connection / maximum	25 x 8 mm
design of the surface / of the connections / on the top of the switch (N, 1, 3, 5)	silver
design of the surface / of the connections / on the bottom of the switch (N, 2, 4, 6)	tin

#### Auxiliary circuit

number of CO contacts / for auxiliary contacts	0
--	---

#### Accessories

product extension / optional / motor drive	Yes
--	-----

#### Environmental conditions



protection class IP / on the front	IP40
ambient temperature	
<ul style="list-style-type: none"> <li>• during operation / minimum</li> <li>• during operation / maximum</li> <li>• during storage / minimum</li> <li>• during storage / maximum</li> </ul>	-25 °C 70 °C -40 °C 80 °C

Environmental footprint	
Environmental Product Declaration(EPD)	Yes
Global Warming Potential [CO2 eq] / total	251 kg
Global Warming Potential [CO2 eq] / during manufacturing	20.4 kg
Global Warming Potential [CO2 eq] / during operation	235 kg
Global Warming Potential [CO2 eq] / after end of life	-3.75 kg
Siemens Eco Profile (SEP)	Siemens EcoTech
reference code / according to IEC 81346-2	Q



**Approvals / Certificates**

General Product Approval	EMV
 <a href="#">Confirmation</a>	 <a href="#">Miscellaneous</a>
	 

**Test Certificates**

Test Certificates	Marine / Shipping
<a href="#">Type Test Certificates/Test Report</a>	<a href="#">Miscellaneous</a>
<a href="#">Special Test Certificate</a>	 
	<a href="#">CCS (China Classification Society)</a>

**other**

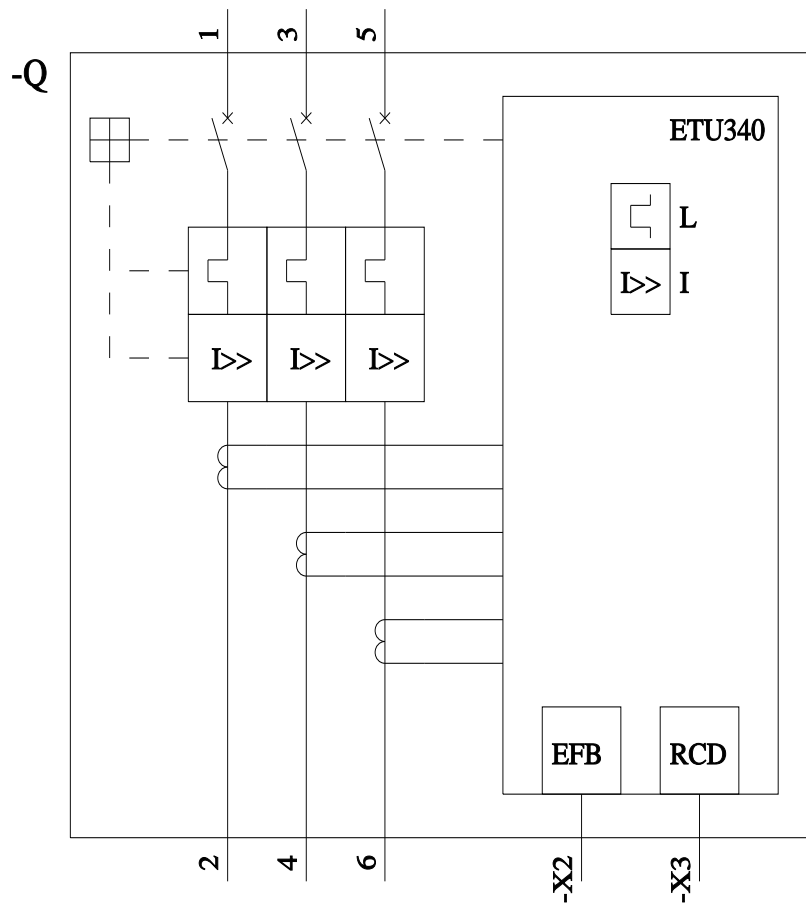
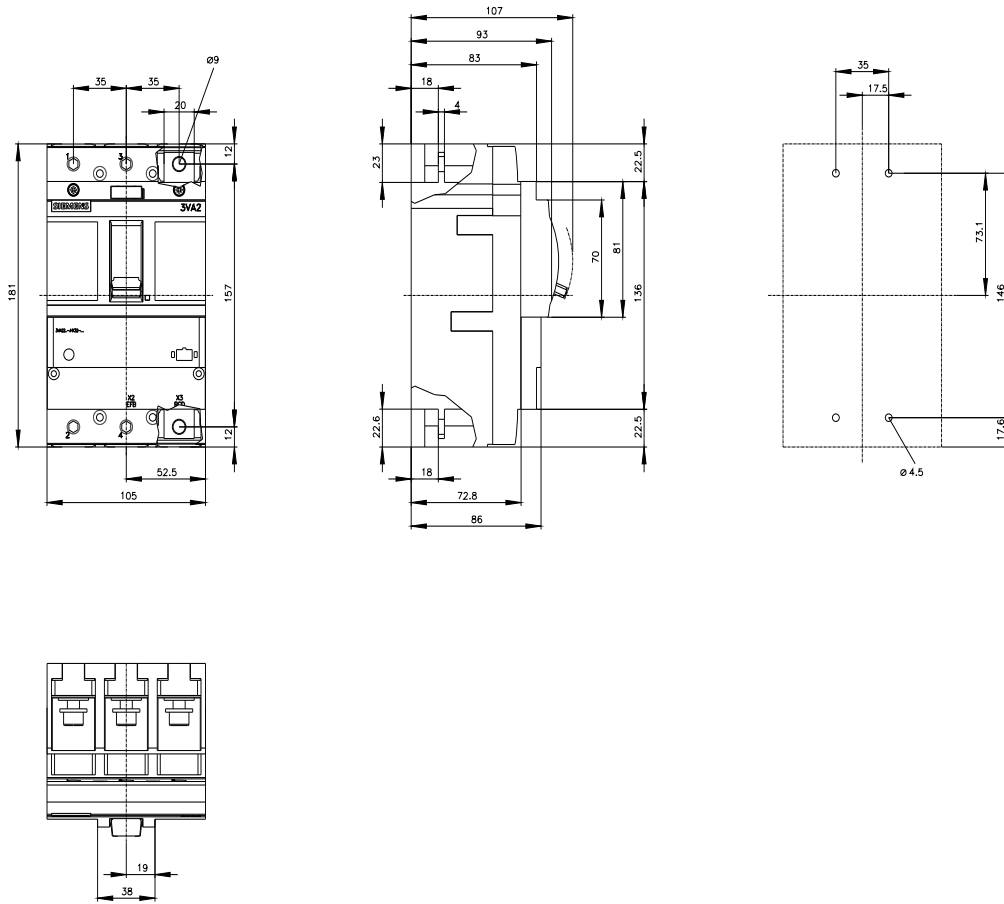
other	Dangerous goods	Environment
<a href="#">Confirmation</a>	<a href="#">Miscellaneous</a>	
<a href="#">Miscellaneous</a>	<a href="#">Miscellaneous</a>	
	<a href="#">Transport Information</a>	

**Environment**

<a href="#">Environmental Confirmations</a>	<a href="#">Environmental Confirmations</a>
---	---

**Further information**

- Information on the packaging  
<https://support.industry.siemens.com/cs/ww/en/view/109813875>
- Information- and Downloadcenter (Catalogs, Brochures,...)  
<http://www.siemens.com/lowvoltage/catalogs>
- Industry Mall (Online ordering system)  
<https://mall.industry.siemens.com/mall/en/en/Catalog/product?mlfb=3VA2216-6HK32-0AA0>
- Service&Support (Manuals, Certificates, Characteristics, FAQs,...)  
<https://support.industry.siemens.com/cs/ww/en/ps/3VA2216-6HK32-0AA0>
- Image database (product images, 2D dimension drawings, 3D models, device circuit diagrams, ...)  
[http://www.automation.siemens.com/bilddb/cax\\_en.aspx?mlfb=3VA2216-6HK32-0AA0](http://www.automation.siemens.com/bilddb/cax_en.aspx?mlfb=3VA2216-6HK32-0AA0)
- CAX-Online-Generator  
<http://www.siemens.com/cax>
- Tender specifications  
<http://www.siemens.com/specifications>



last modified:

3/11/2024



