

Illuminated pushbutton, 22 mm, round, plastic, red, pushbutton, flat, momentary contact type, with holder, 1 NO+1 NC, LED module with integrated LED 24 V AC/DC, screw terminal, with laser labeling, inscription or symbol Customer-specific selection with SIRIUS ACT configurator (CIN)



Product brand name	SIRIUS ACT
Product designation	Illuminated pushbuttons
Design of the product	Complete unit
Product type designation	3SU1
Product line	Plastic, black, 22 mm
Manufacturer's article number	<ul style="list-style-type: none"> • 1 of supplied contact module 3SU1400-1AA10-1FA0 • of supplied LED module 3SU1401-1BB20-1AA0 • of the supplied holder 3SU1500-0AA10-0AA0 • of the supplied actuator 3SU1001-0AB20-0AA0
Number of command points	1

Actuator	
Design of the operating mechanism	Button, flat
Manner of function of the actuating element	momentary contact type
Product extension optional Light source	Yes
Color	
• of the actuating element	red
Material of the actuating element	plastic
Shape of the actuating element	round

Outer diameter of the actuating element	29.45 mm
Marking of the actuating element	Any inscription, text or symbol, can only be ordered via SIRIUS ACT configurator/Configuration Identification Number (CIN)
Number of contact modules	1

Front ring

Product component front ring	Yes
Design of the front ring	Standard
Material of the front ring	plastic
Color of the front ring	black

Holder

Material of the holder	Plastic
------------------------	---------

Display

Number of LED modules	1
-----------------------	---

General technical data

Product function	
• positive opening	Yes
Product component	
• Light source	Yes
Insulation voltage	
• rated value	320 V
Degree of pollution	3
Type of voltage	
• of the operating voltage	AC/DC
Surge voltage resistance rated value	4 kV
Protection class IP	IP66, IP67, IP69(IP69K)
• of the terminal	IP20
Degree of protection NEMA rating	1, 2, 3, 3R, 4, 4X, 12, 13
Shock resistance	
• acc. to IEC 60068-2-27	Sinusoidal half-wave 50 g / 11 ms
• for railway applications acc. to DIN EN 61373	Category 1, Class B
Vibration resistance	
• acc. to IEC 60068-2-6	10 ... 500 Hz: 5g
• for railway applications acc. to DIN EN 61373	Category 1, Class B
Operating frequency maximum	3 600 1/h
Mechanical service life (switching cycles)	
• typical	3 000 000
Electrical endurance (switching cycles)	
• typical	10 000 000
Thermal current	10 A
Reference code acc. to DIN EN 81346-2	S
Reference code acc. to DIN EN 61346-2	S

Continuous current of the C characteristic MCB	10 A; for a short-circuit current smaller than 400 A
Continuous current of the quick DIAZED fuse link	10 A
Continuous current of the DIAZED fuse link gG	10 A
Operating voltage	
<ul style="list-style-type: none"> • at AC <ul style="list-style-type: none"> — at 50 Hz rated value — at 60 Hz rated value • at DC <ul style="list-style-type: none"> — rated value 	5 ... 500 V 5 ... 500 V 5 ... 500 V

Power Electronics

Contact reliability	One maloperation per 100 million (17 V, 5 mA), one maloperation per 10 million (5 V, 1 mA)
----------------------------	--

Supply voltage

Type of voltage of the supply voltage	
<ul style="list-style-type: none"> • of the light source 	AC/DC
Supply voltage of the light source at AC	
<ul style="list-style-type: none"> • at 50 Hz rated value • at 60 Hz rated value 	24 V 24 V
Supply voltage of the light source at DC	
<ul style="list-style-type: none"> • rated value 	24 V

Control circuit/ Control

Inrush current of LED module maximum	2 A
---	-----

Auxiliary circuit

Design of the contact of auxiliary contacts	Silver alloy
Number of NC contacts for auxiliary contacts	1
Number of NO contacts for auxiliary contacts	1

Connections/ Terminals

Type of electrical connection	
<ul style="list-style-type: none"> • of modules and accessories 	Screw-type terminal
Type of connectable conductor cross-sections	
<ul style="list-style-type: none"> • solid with core end processing • solid without core end processing • finely stranded with core end processing • finely stranded without core end processing • at AWG conductors 	2x (0.5 ... 0.75 mm ²) 2x (1.0 ... 1.5 mm ²) 2x (0.5 ... 1.5 mm ²) 2x (1,0 ... 1,5 mm ²) 2x (18 ... 14)
Tightening torque of the screws in the bracket	1 ... 1.2 N·m
Tightening torque	
<ul style="list-style-type: none"> • with screw-type terminals 	0.8 ... 0.9 N·m

Lamp

Type of light source	LED
-----------------------------	-----

Color of the light source	red
Light intensity	450 ... 1 120 mcd





Ambient conditions



Ambient temperature	
<ul style="list-style-type: none"> during operation during storage 	<p>-25 ... +70 °C</p> <p>-40 ... +80 °C</p>
Environmental category during operation acc. to IEC 60721	3M6, 3S2, 3B2, 3K6 (with relative air humidity of 10 ... 95 %, no condensation in operation permitted for all devices behind front panel)


Installation/ mounting/ dimensions

Mounting type	front panel mounting
<ul style="list-style-type: none"> of modules and accessories 	Front plate mounting
Height	40 mm
Width	30 mm
Shape of the installation opening	round
Mounting diameter	22.3 mm
Positive tolerance of installation diameter	0.4 mm
Mounting height	11 mm
Installation width	29.5 mm
Installation depth	71.7 mm

Certificates/ approvals

General Product Approval	Declaration of Conformity	Test Certificates
 CSA  UL  EAC  CE EG-Konf.	Miscellaneous	Type Test Certificates/Test Report

Test Certificates	Marine / Shipping
Special Test Certificate	 ABS  LRS  PRS  RINA  RMRS

Marine / Shipping	other
 DNV-GL DNVGL.COM/AF	Confirmation

Further information

Information- and Downloadcenter (Catalogs, Brochures,...)

<https://www.siemens.com/ic10>

Industry Mall (Online ordering system)

<https://mall.industry.siemens.com/mall/en/en/Catalog/product?mlfb=3SU1102-0AB20-1FA0-Z Y19>

Cax online generator

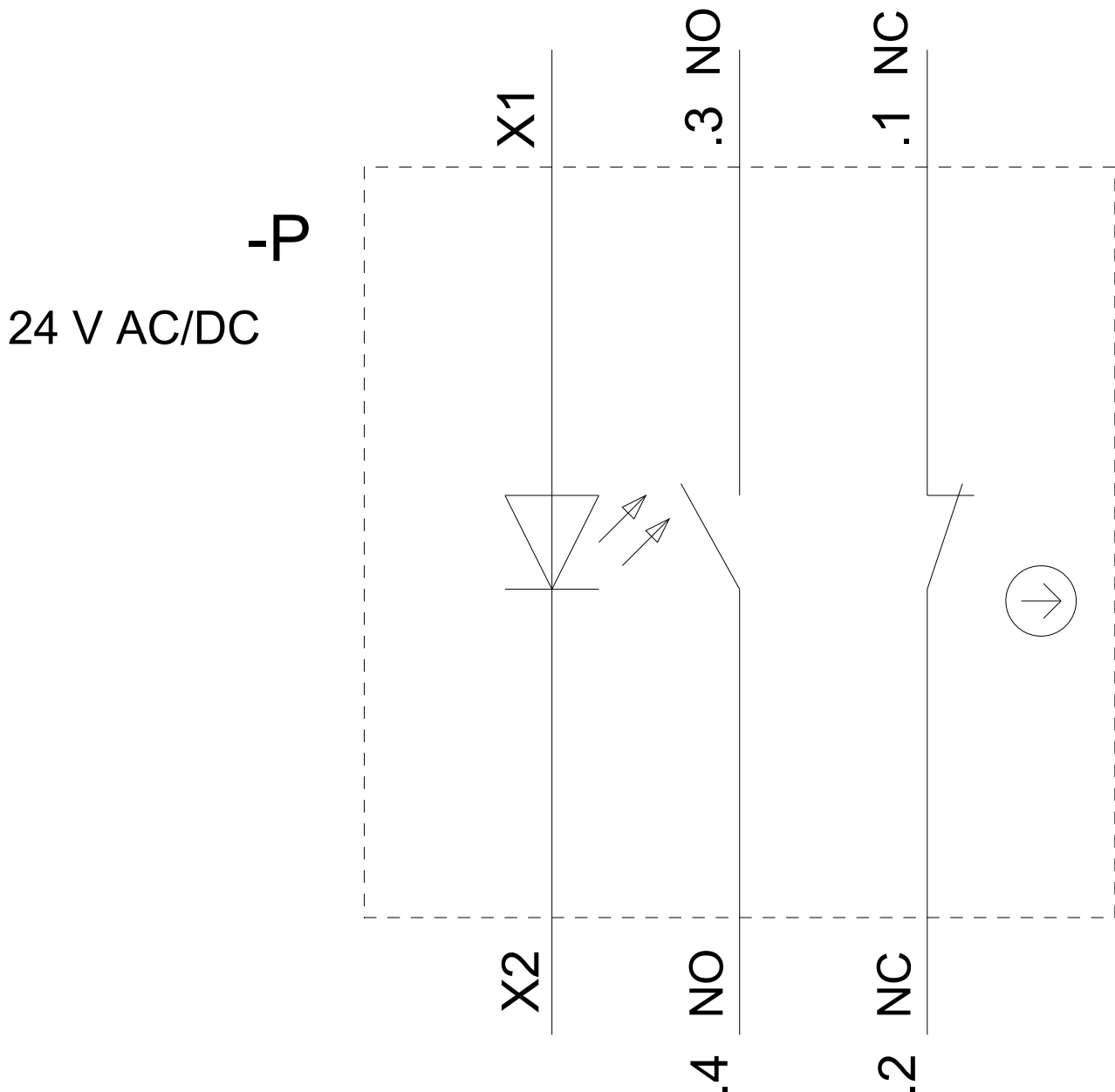
<http://support.automation.siemens.com/WW/CAXorder/default.aspx?lang=en&mlfb=3SU1102-0AB20-1FA0-Z Y19>

Service&Support (Manuals, Certificates, Characteristics, FAQs,...)

<https://support.industry.siemens.com/cs/ww/en/ps/3SU1102-0AB20-1FA0-Z Y19>

Image database (product images, 2D dimension drawings, 3D models, device circuit diagrams, EPLAN macros, ...)

http://www.automation.siemens.com/bilddb/cax_de.aspx?mlfb=3SU1102-0AB20-1FA0-Z Y19&lang=en



last modified:

02/18/2020