


AS-i compact module K60 digital A/B slave, 8 DI/2 DQ, IP67 3 x 2 inputs and 2 x 1 input / 1 output max. 200 mA sensor supply Outputs 2 A, 24 V DC 8 x M12 sockets with Y assignment Mounting plate 3RK1901-0CA00 must be ordered separately



General technical data	
Design of the product	digital I/O modules for operation in the field, IP67 - K60
Type	8 inputs / 2 outputs
Design of the slave type	A/B slave
I/O configuration	0 (addr.1) / 7 (addr.2)
ID/ID2 code	I/O (addr.1 and 2)
Number I/O sockets	8
Type of electrical connection of the inputs and outputs	M12 screw-type terminals
AS interface total current input max	300 mA
operating voltage according to AS-Interface specification	26.5 ... 31.6 V
Ground terminal	PIN5 of each M12 socket is connected to the grounding wrist strap in the mounting plate using a pin
Addressing	front addressing socket
Delivery note	the modules are delivered without mounting plate
note	module requires two addresses
Note 2	An external additional supply (AUX POWER) of 20 to 30 V DC is required for the supply of the output circuits. The additional supply must comply with VDE 0106 (PELV), protection class III.

Sensor supply	
Type of voltage supply for power supply	using AS-Interface
Input voltage	20 ... 30 V
Property of the sensor supply Short-circuit and overload resistant	Yes
Ampacity of the sensor supply for all inputs <ul style="list-style-type: none"> at ambient temperature 40 °C 	200 mA

Inputs	
Number of digital inputs	8
Type of connection	2- and 3-wire technology
Input circuit	PNP transistor
Type of voltage of the input voltages	DC
Inputs switching level High min	10 V
Input current at digital input <ul style="list-style-type: none"> for signal <1> minimum with signal <0> maximum 	6 mA 1.5 mA
Inputs <ul style="list-style-type: none"> sensor supply using AS-Interface socket assignment <ul style="list-style-type: none"> PIN 1 PIN 2 PIN 3 PIN 4 PIN 5 	short-circuit and overload resistant sensor supply L+ data input II sensor supply L- data input I ground terminal
Design of the pin assignment of the inputs	special assignement

Outputs	
Number of digital outputs	2
Type of voltage of output voltages	DC
Outputs external power supply 24 V DC	using black AS-Interface flat cable
Ampacity of the semiconductor output at DC-13 at 24 V	2 A
Outputs aggregate current max	4 A
Type of switching output	PNP transistor
Design of the pin assignment of the outputs	special assignement
Outputs socket assignment	3 = "-", 4 = output, 5 = ground terminal
Property of the output Short-circuit proof	Yes
Outputs <ul style="list-style-type: none"> short-circuit protection induction protection watchdog 	built-in built-in built-in

Assignment of the data bits	
Assignment of data bits	

- socket
- socket 2
- socket 3
- socket 4
- socket 5
- socket 6
- socket 7
- socket 8

PIN 4 = IN1 (D0) (addr. 1), PIN 2 = IN2 (D1) (addr. 1)
 PIN 4 = IN2 (D1) (addr. 1)
 PIN 4 = IN3 (D2) (addr. 1), PIN 2 = IN4 (D3) (addr.1)
 PIN 4 = IN4 (D3) (addr. 1)
 PIN 4 = IN1 (D0) (addr. 2), PIN 2 = IN2 (D1) (addr. 2)
 PIN4 = IN2 (D1) (addr. 2)
 PIN4 = OUT1 (D0) (addr. 2), PIN2 = IN3 (D2) (addr. 2)
 PIN4 = OUT2 (D1) (addr. 2), PIN2 = IN4 (D3) (addr.2)

Ambient conditions

Ambient temperature	
<ul style="list-style-type: none"> • during operation • during storage 	<p>-25 ... +85 °C</p> <p>-40 ... +85 °C</p>
Protection class IP	IP67

Display

Status display	
<ul style="list-style-type: none"> • display of I/Os • display of Uaux • display of AS-Interface/diagnostics 	<p>yellow LED</p> <p>green LED</p> <p>green/red LED</p>

Mechanical data

Width	60 mm
Height	152 mm
Depth	29 mm
Mounting type	standard rail mounting/wall mounting using mounting plate for K60 compact module

Certificates/approvals

General Product Approval	EMC	Declaration of Conformity
--------------------------	-----	---------------------------



CSA



UL



RCM



EG-Konf.

[Miscellaneous](#)

Shipping Approval	other
-------------------	-------



ABS



LRS



PRS



RMRS



ASi

[Confirmation](#)

other

[Miscellaneous](#)

Further information

Information- and Downloadcenter (Catalogs, Brochures,...)

<http://www.siemens.com/industrial-controls/catalogs>

Industry Mall (Online ordering system)

<https://mall.industry.siemens.com/mall/en/en/Catalog/product?mlfb=3RK2400-1HQ00-0AA3>

Cax online generator

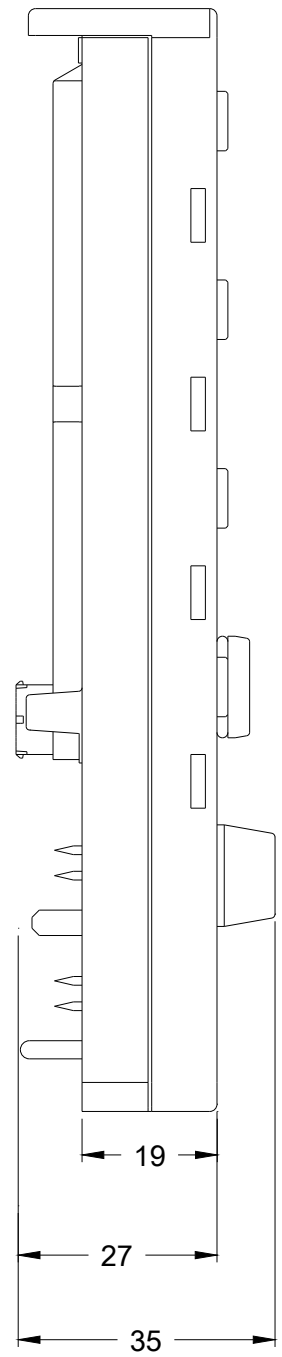
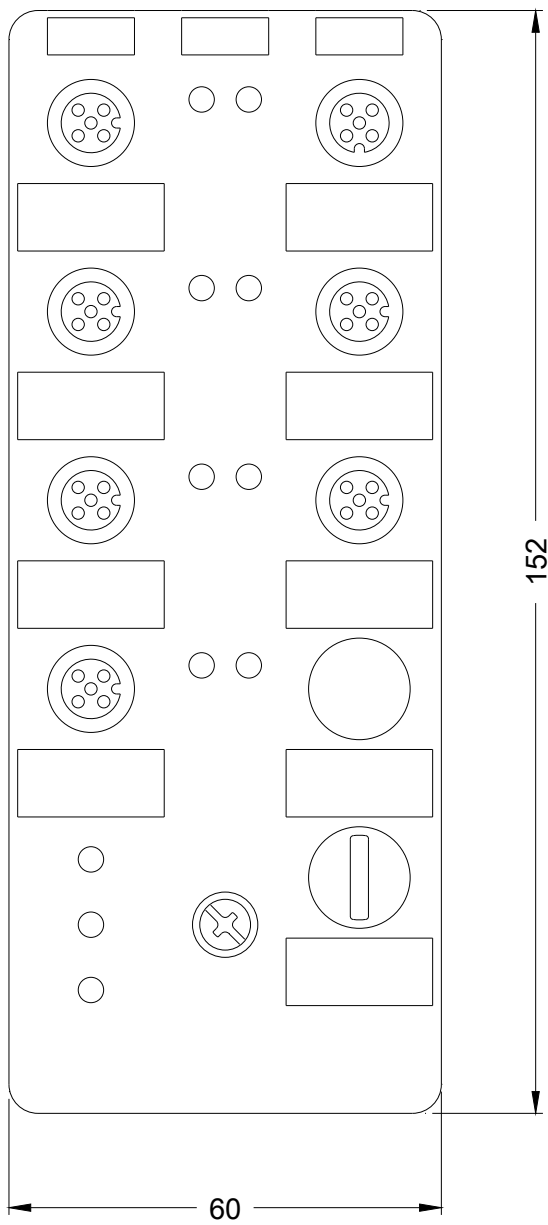
<http://support.automation.siemens.com/WW/CAXorder/default.aspx?lang=en&mlfb=3RK2400-1HQ00-0AA3>

Service&Support (Manuals, Certificates, Characteristics, FAQs,...)

<https://support.industry.siemens.com/cs/ww/en/ps/3RK2400-1HQ00-0AA3>

Image database (product images, 2D dimension drawings, 3D models, device circuit diagrams, EPLAN macros, ...)

http://www.automation.siemens.com/bilddb/cax_de.aspx?mlfb=3RK2400-1HQ00-0AA3&lang=en



last modified:

07/25/2019