

- Electrically held contactors
- Non-combination type
- Standard width enclosures
- cULus listed file #E27683

Coil Table

60Hz Voltage	***
24	024
120	120
208	208
240	240
277	277
347 [1]	347
480	480
600	600

Max. Amp Rating	Number of Poles	Normally Closed Contacts	Normally Open Contacts	Enclosure Type		
				1	3/3R/12 [2]	4/4X 304 S.S.
Catalog Number						
20	3	0	3	LEN01B003***B	LEN02B003***B	LEN04B003***B
	4	0	4	LEN01B004***B	LEN02B004***B	LEN04B004***B
30	3	0	3	LEN01C003***B	LEN02C003***B	LEN04C003***B
	4	0	4	LEN01C004***B	LEN02C004***B	LEN04C004***B
	6	0	6	LEN01C006***B	LEN02C006***B	LEN04C006***B
	9	0	9	LEN01C009***B	LEN02C009***B	LEN04C009***B
60	12	0	12	LEN01C012***B	LEN02C012***B	LEN04C012***B
	3	0	3	LEN01D003***B	LEN02D003***B	LEN04D003***B
	6	0	6	LEN01D006***B	LEN02D006***B	LEN04D006***B
	9	0	9	LEN01D009***B	LEN02D009***B	LEN04D009***B
100	12	0	12	LEN01D012***B	LEN02D012***B	LEN04D012***B
	3	0	3	LEN01E003***B	LEN02E003***B	LEN04E003***B
200	3	0	3	LEN01F003***A	LEN02F003***A	LEN04F003***A
300	3	0	3	LEN01G003***A	LEN02G003***A	LEN04G003***A
400	3	0	3	LEN01H003***A	LEN02H003***A	LEN04H003***A

Replace the (***) with a number from the coil table.

[1] Not available on 200 - 400A contactors.

[2] Type 12 field convertible to type 3/3R.

NEMA Enclosure Descriptions

NEMA Type	Abbreviated Enclosure Description
1	General purpose indoor use
3/3R	Weatherproof
4	Watertight and dust tight
4X	Watertight, dust tight and corrosion resistant
7/9	Classified areas Div. 1 & Div. 2 Class I Groups C & D; Class II Groups E, F & G; Class III
12	Dust tight and drip proof for indoor use

Dimensions

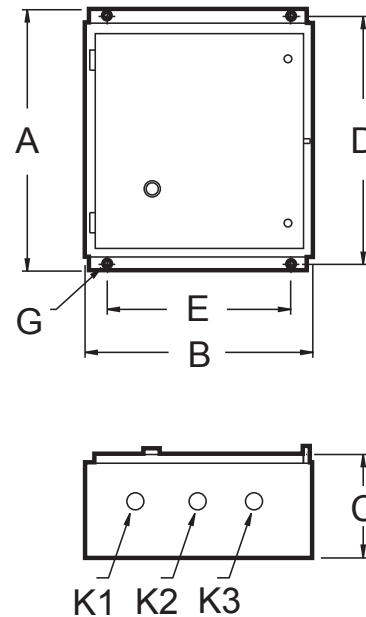
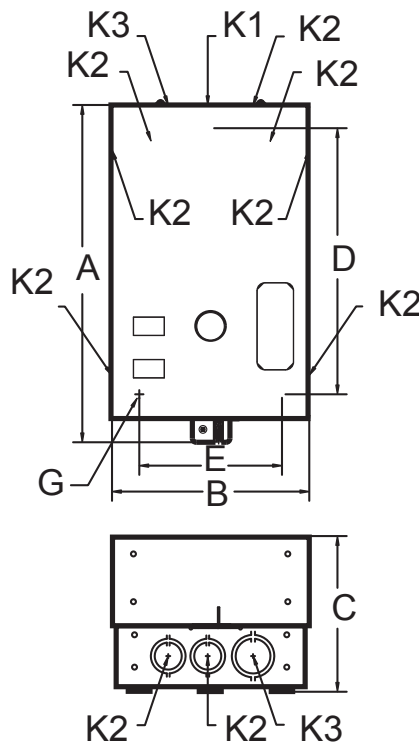
Contact Amp Rating	Poles	Fig.	Outline Dimensions						Mounting Dim.			G [1]
			A	B	B1	B2	C	C1	D	D1	E	
20-30	2	2	3.36	2.00	—	—	2.69	—	1.63	—	1.63	#10
20-30	3	2	3.97	2.25	—	—	2.88	—	3.13	3.25	1.81	#10
20	4	1	3.62	2.87	—	—	2.88	—	3.13	3.25	1.78	#10
20	8	3	3.62	—	3.71	—	2.88	2.97	3.13	3.25	1.78	#10
20	12	3	3.62	—	—	4.55	2.88	2.97	3.13	3.25	1.78	#10
60	3	2	4.06	2.88	—	—	3.06	—	3.13	3.25	2.25	#10
30-60	6	4	3.87	6.15	—	—	3.06	—	3.18	—	—	#10
30-60	9-12	4	5.25	18.62	—	—	3.31	—	4.62	—	18.00	0.28
100	3	5	5.19	4.00	—	—	4.75	—	4.63	4.37	2.88	#10
200	3	5	6.77	4.72	5.91	—	7.09	—	5.12	3.94	—	0.28
300	3	5	8.27	5.71	6.89	—	8.54	—	7.09	4.72	—	0.35
400	3	5	8.43	6.30	7.48	—	9.29	—	7.09	5.12	—	0.35

Dimensions are in inches.

Dimensional Drawings

Figure 1

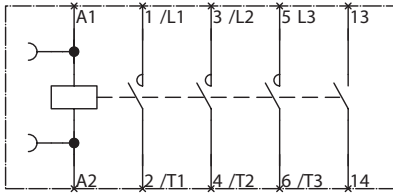
Figure 2



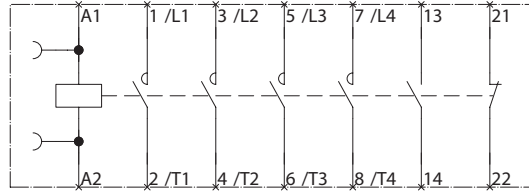
Accessories

Enclosure type	Description	Catalog No.
1 (with lift-off cover)	Hand-Off-Auto Selector Switch	49SBSB1
	Off-On Selector Switch	49SBSB4
1, 3/3R, 4/4X & 12 (with hinged cover)	Hand-Off-Auto Selector Switch	49SAS01
	Off-On Selector Switch	49SAS04
All	Front Mounted 1NO/NC for 20A contactors	3RH2911-1HA11
	Side Mounted 1 NO/NC for 30A contactors	3RH2911-1DA11
	Side Mounted 1 NO/NC for 60-400A contactors	3RH1921-1DA11
	CPT 45VA 240/480:24VAC	KT4050
	CPT 45VA 240/480:120VAC	KT8050
	CPT 50VA 240/480:24VAC	KT4050P
	CPT 50VA 240/480:120VAC	KT8050P
	CPT 100VA 240/480:24VAC	KT4100
	CPT 100VA 240/480:120VAC	KT8100

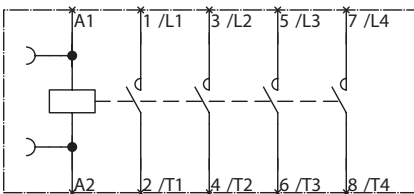
LEN00 (20A 3 Pole)



LEN0C004 (30A 4 Pole)

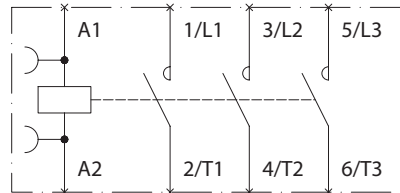


LEN0B004 (20A 4 Pole)

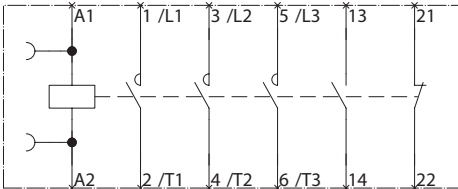


LEN0D003 (60A 3 Pole)

LEN0E003 (100A 3 Pole)



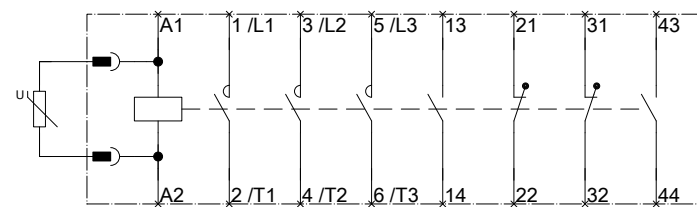
LEN0C003 (30A 3 Pole)



LEN0F003 (200A 3 Pole)

LEN0G003 (300A 3 Pole)

LEN0H003 (400A 3 Pole)



Short Circuit Current Ratings

Fuses

Contactor Size (Amps)	Max Voltage	Protective Device Type	Max Fuse Rating (Amps)	SCCR (Amps)
20	600	Class J	30	5,000
		Class RK5	30	5,000
30	600	Class J	60	5,000
		Class RK5	60	5,000
60	600	Class J	100	5,000
		Class RK5	100	5,000
100	600	Class J	200	5,000
		Class RK5	200	5,000
200	600	Class J	300	5,000
		Class RK1	200	5,000
300	600	Class J	400	5,000
		Class RK1	300	5,000
400	600	Class J	600	5,000
		Class RK1	400	5,000

(1) Siemens listed circuit breaker catalog numbers
 (2) Circuit breakers with interchangeable trip units.
 May also be provided with an "X" in the second position of the catalog number which indicates fixed trip units.

Thermal Magnetic Circuit Breaker

Contactor Size (Amps)	Max Voltage	Protective Device Type (1)	Max Breaker Rating (Amps)	SCCR (Amps)
20	240	BQ3B025H	25	5,000
	480	HEG3B025L	25	5,000
	600	NGG3B025L	25	5,000
30	240	BQ3B040H	40	5,000
	480	HEG3B040L	40	5,000
	600	NGG3B040L	40	5,000
60	240	BQ3B080H	80	5,000
	480	HEG3B080L	80	5,000
	600	HEG3B080L	80	5,000
100	240	BQ3B100H	100	5,000
	480	HEG3B125L	125	5,000
	600	HEG3B125L	125	5,000
200	480	JD63B250 (2)	250	5,000
	600	JD63B250 (2)	250	5,000
300	480	JD63B300 (2)	300	5,000
	600	JD63B300 (2)	300	5,000
400	480	JD63B400 (2)	400	5,000
	600	JD63B400 (2)	400	5,000