

Key-operated switch O.M.R, 22 mm, round, metal, shiny, lock number 73037, red, with 2 keys, 2 switch positions O-I, latching, actuating angle 90°, 10:30h/13:30h, key removal O, with laser labeling, lower case



Product brand name	SIRIUS ACT
Product designation	Key-operated switches
Design of the product	Actuating/signaling element
Product type designation	3SU1
Product line	Metal, shiny, 22 mm
Manufacturer's article number	
• of included key	3SU1950-0FK20-0AA0

Actuator	
Manner of function of the actuating element	latching, 90° (10:30 h/13:30 h)
Product extension optional Light source	No
Color	
• of the actuating element	red
Material of the actuating element	metal
Shape of the actuating element	Key
Outer diameter of the actuating element	29.5 mm
Marking of the actuating element	Any inscription, text in lower case
Number of switching positions	2
Switch position for key distraction	O
Actuating angle	

• clockwise	90°
Lock make	O.M.R.
Key number	73037





Front ring	
Product component front ring	Yes
Design of the front ring	Standard
Material of the front ring	Metal, high gloss
Color of the front ring	silver

General technical data	
Protection class IP	IP66, IP67, IP69(IP69K)
• of the terminal	IP20
Degree of protection NEMA rating	1, 2, 3, 3R, 4, 4X, 12, 13
Shock resistance	
• acc. to IEC 60068-2-27	Sinusoidal half-wave 50 g / 11 ms
Vibration resistance	
• acc. to IEC 60068-2-6	10 ... 500 Hz: 5g
Operating frequency maximum	1 800 1/h
Mechanical service life (switching cycles)	
• typical	300 000
Reference code acc. to DIN EN 81346-2	S
Reference code acc. to DIN EN 61346-2	S

Ambient conditions	
Ambient temperature	
• during operation	-25 ... +70 °C
• during storage	-40 ... +80 °C
Environmental category during operation acc. to IEC 60721	3M6, 3S2, 3B2, 3C3, 3K6 (with relative air humidity of 10 ... 95 %)

Installation/ mounting/ dimensions	
Height	29.5 mm
Width	29.5 mm
Shape of the installation opening	round
Mounting diameter	22.3 mm
Positive tolerance of installation diameter	0.4 mm
Mounting height	51.7 mm
Installation width	29.5 mm
Installation depth	25.4 mm

Certificates/ approvals

General Product Approval			Declaration of Conformity		Test Certificates
 CSA	 UL		 EG-Konf.	Miscellaneous	Type Test Certificates/Test Report

Test Certificates	Marine / Shipping				
Special Test Certificate	 ABS	 LRS	 PRS	 RINA	 RMRS

Marine / Shipping	other
	Confirmation

Further information

Information- and Downloadcenter (Catalogs, Brochures,...)

<https://www.siemens.com/ic10>

Industry Mall (Online ordering system)

<https://mall.industry.siemens.com/mall/en/en/Catalog/product?mlfb=3SU1050-4FF01-0AA0-Z Y12>

Cax online generator

<http://support.automation.siemens.com/WW/CAXorder/default.aspx?lang=en&mlfb=3SU1050-4FF01-0AA0-Z Y12>

Service&Support (Manuals, Certificates, Characteristics, FAQs,...)

<https://support.industry.siemens.com/cs/ww/en/ps/3SU1050-4FF01-0AA0-Z Y12>

Image database (product images, 2D dimension drawings, 3D models, device circuit diagrams, EPLAN macros, ...)

http://www.automation.siemens.com/bilddb/cax_de.aspx?mlfb=3SU1050-4FF01-0AA0-Z Y12&lang=en

last modified:

02/18/2020