

Illuminated pushbutton, 22 mm, round, plastic with metal front ring, red, pushbutton, raised momentary contact type, with laser labeling, upper case



Product brand name	SIRIUS ACT
Product designation	Illuminated pushbuttons
Design of the product	Actuating/signaling element
Product type designation	3SU1
Product line	Plastic with metal front ring, matt, 22 mm

Enclosure	
Number of command points	1

Actuator	
Design of the operating mechanism	Raised button
Manner of function of the actuating element	momentary contact type
Product extension optional Light source	Yes
Color	
• of the actuating element	red
Material of the actuating element	plastic
Shape of the actuating element	round
Outer diameter of the actuating element	29.5 mm
Marking of the actuating element	Any inscription, text in upper case

Front ring

Product component front ring	Yes
Design of the front ring	Standard
Material of the front ring	Metal, matt
Color of the front ring	sand gray

General technical data

Protection class IP	IP66, IP67, IP69(IP69K)
Degree of protection NEMA rating	NEMA 1, 2, 3, 3R, 4, 4X, 12, 13
Shock resistance	
<ul style="list-style-type: none"> • acc. to IEC 60068-2-27 • for railway applications acc. to DIN EN 61373 	<p>Sinusoidal half-wave 50 g / 11 ms</p> <p>Category 1, Class B</p>
Vibration resistance	
<ul style="list-style-type: none"> • acc. to IEC 60068-2-6 • for railway applications acc. to DIN EN 61373 	<p>10 ... 500 Hz: 5g</p> <p>Category 1, Class B</p>
Operating frequency maximum	3 600 1/h
Mechanical service life (switching cycles)	
<ul style="list-style-type: none"> • typical 	3 000 000
Reference code acc. to DIN EN 81346-2	S
Reference code acc. to DIN EN 61346-2	S





Ambient conditions

Ambient temperature	
<ul style="list-style-type: none"> • during operation • during storage 	<p>-25 ... +70 °C</p> <p>-40 ... +80 °C</p>
Environmental category during operation acc. to IEC 60721	3M6, 3S2, 3B2, 3C3, 3K6 (with relative air humidity of 10 ... 95 %)

Installation/ mounting/ dimensions

Height	29.5 mm
Width	29.5 mm
Shape of the installation opening	round
Mounting diameter	22.3 mm
Positive tolerance of installation diameter	0.4 mm
Mounting height	16.2 mm
Installation width	29.5 mm
Installation depth	24.3 mm

Certificates/ approvals

General Product Approval			Declaration of Conformity		Test Certificates
 CSA	 UL		 EG-Konf.	Miscellaneous	Type Test Certificates/Test Report

Test Certificates	Marine / Shipping				
Special Test Certificate	 ABS	 LRS	 PRS	 RINA	 RMRS

Marine / Shipping	other
 DNV-GL DNVGL.COM/AF	Confirmation

Further information

Information- and Downloadcenter (Catalogs, Brochures,...)

<https://www.siemens.com/ic10>

Industry Mall (Online ordering system)

<https://mall.industry.siemens.com/mall/en/en/Catalog/product?mlfb=3SU1031-0BB20-0AA0-Z Y11>

Cax online generator

<http://support.automation.siemens.com/WW/CAXorder/default.aspx?lang=en&mlfb=3SU1031-0BB20-0AA0-Z Y11>

Service&Support (Manuals, Certificates, Characteristics, FAQs,...)

<https://support.industry.siemens.com/cs/ww/en/ps/3SU1031-0BB20-0AA0-Z Y11>

Image database (product images, 2D dimension drawings, 3D models, device circuit diagrams, EPLAN macros, ...)

http://www.automation.siemens.com/bilddb/cax_de.aspx?mlfb=3SU1031-0BB20-0AA0-Z Y11&lang=en

last modified:

02/06/2020