

Selector switch, illuminable, 30 mm, round, Metal, matte, green, selector switch, short, front ring for flush installation, 3 switch positions I>O<II, momentary contact type, actuating angle 2x45°, 10:30h/12h/13:30h, with laser labeling, upper case



Product brand name	SIRIUS ACT
Product designation	Selector switches
Design of the product	Actuating/signaling element
Product type designation	3SU1
Product line	Metal, matt, flat, 30 mm

Enclosure	
Number of command points	1

Actuator	
Design of the operating mechanism	Selector, short
Manner of function of the actuating element	momentary contact, 2x45° (10:30 h/12 h/13:30 h), return on both sides
Product extension optional Light source	Yes
Color of the actuating element	green
Material of the actuating element	plastic
Shape of the actuating element	Handle
Outer diameter of the actuating element	38 mm
Marking of the actuating element	Any inscription, text in upper case
Number of switching positions	3
Actuating angle	

- clockwise
- anticlockwise

45°

45°

Front ring

Product component front ring	Yes
Design of the front ring	Flat
Material of the front ring	Metal, matt
Color of the front ring	sand gray

General technical data

Protection class IP	IP66, IP67, IP69(IP69K)
Degree of protection NEMA rating	NEMA 1, 2, 3, 3R, 4, 4X, 12, 13
Shock resistance	
<ul style="list-style-type: none"> • acc. to IEC 60068-2-27 • for railway applications acc. to DIN EN 61373 	Sinusoidal half-wave 50 g / 11 ms Category 1, Class B
Vibration resistance	
<ul style="list-style-type: none"> • acc. to IEC 60068-2-6 • for railway applications acc. to DIN EN 61373 	10 ... 500 Hz: 5g Category 1, Class B
Operating frequency maximum	1 800 1/h
Mechanical service life (switching cycles)	
<ul style="list-style-type: none"> • typical 	300 000
Reference code acc. to DIN EN 81346-2	S
Reference code acc. to DIN EN 61346-2	S

Safety related data

B10 value	
<ul style="list-style-type: none"> • with high demand rate acc. to SN 31920 	300 000
Proportion of dangerous failures	
<ul style="list-style-type: none"> • with low demand rate acc. to SN 31920 • with high demand rate acc. to SN 31920 	20 % 20 %
Failure rate [FIT]	
<ul style="list-style-type: none"> • with low demand rate acc. to SN 31920 	100 FIT
T1 value for proof test interval or service life acc. to IEC 61508	20 y

Ambient conditions





Ambient temperature	
<ul style="list-style-type: none"> • during operation • during storage 	-25 ... +70 °C -40 ... +80 °C
Environmental category during operation acc. to IEC 60721	3M6, 3S2, 3B2, 3C3, 3K6 (with relative air humidity of 10 ... 95 %)

Installation/ mounting/ dimensions

Height	44.8 mm
Width	38 mm
Shape of the installation opening	round

Mounting diameter	30.5 mm
Positive tolerance of installation diameter	0.5 mm
Mounting height	22.1 mm
Installation width	38 mm
Installation depth	32.1 mm

Certificates/ approvals

General Product Approval	Declaration of Conformity	Test Certificates
 CSA	 UL	 EAC
	 EG-Konf.	Miscellaneous
		Type Test Certificates/Test Report

Test Certificates	Marine / Shipping
Special Test Certificate	 ABS
	 LRS
	 PRS
	 RINA
	 RMRS

Marine / Shipping	other
 DNV-GL DNVGL.COM/AF	Confirmation

Further information

Information- and Downloadcenter (Catalogs, Brochures,...)

<https://www.siemens.com/ic10>

Industry Mall (Online ordering system)

<https://mall.industry.siemens.com/mall/en/en/Catalog/product?mlfb=3SU1062-2DM40-0AA0-Z Y11>

Cax online generator

<http://support.automation.siemens.com/WW/CAXorder/default.aspx?lang=en&mlfb=3SU1062-2DM40-0AA0-Z Y11>

Service&Support (Manuals, Certificates, Characteristics, FAQs,...)

<https://support.industry.siemens.com/cs/ww/en/ps/3SU1062-2DM40-0AA0-Z Y11>

Image database (product images, 2D dimension drawings, 3D models, device circuit diagrams, EPLAN macros, ...)

http://www.automation.siemens.com/bilddb/cax_de.aspx?mlfb=3SU1062-2DM40-0AA0-Z Y11&lang=en

last modified:

02/06/2020